

SUZUKI

PARTS CATALOGUE

SUZUKI

PE175C

SUZUKI

PE175N

SUZUKI PE175C



Serial Frame Number
PE175-100001~

SUZUKI PE175N



Serial Frame Number
PE175-106834~

PREFACE

When it becomes necessary to replace parts on SUZUKI MOTORCYCLES, always use SUZUKI GENUINE PARTS which have passed a strict inspection which guarantees quality and performance.

This parts catalogue covers the list of all service parts for SUZUKI PE175C and PE175N.

PE175C.....F.No.100001~

PE175N.....F.No.106834~

A. INSTRUCTIONS FOR QUOTING THE CATALOGUE

1. COMPOSITION OF THE PART NUMBER

1-1. REGULAR PARTS

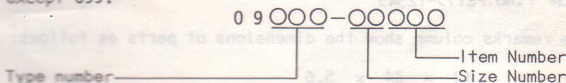


1-2. STANDARD PARTS

Numbers of all standard parts begin with 0 except beginning with 09 or 000.

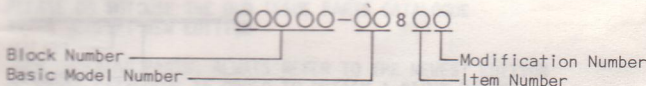
1-3. SPECIAL STANDARD PARTS

Special standard parts are parts which are similar to standard parts but differ in some respect. All special standard parts numbers begin with 09 except 099.



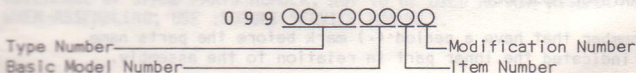
1-4. PARTS ASSEMBLIES

The eight digit of numbers of parts assemblies is always 8.



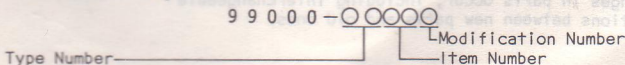
1-5. SPECIAL TOOLS

Part Numbers begin with 099.



1-6. MISCELLANEOUS

Part numbers begin with 99000.



2. DIMENSIONS

Dimensions of the parts in this catalogue are indicated in units of millimeters.

3. ABBREVIATIONS

Abbreviations used in this catalogue are as follows:

AR : As required	L : Length
ASSY : Assembly	NT : Number of teeth
F.No. : Frame Number	OPT : Optional
d : Diameter of material	OS : Over size
ID : Inside diameter	STD : Standard
OD : Outside diameter	T : Thickness
LH : Left hand side	W : Width
RH : Right hand side	

~12345 : Up to F.No. PE175-12345

12345~ : From F.No. PE175-12345

Figures in the remarks column show the dimensions of parts as follows:

$$\frac{12}{ID} \times \frac{34}{OD} \times \frac{5.6}{T \text{ (or } W, L)}$$

The number of letter shown below Q'ty indicate the MODELS NAME as shown right side.

Q'ty
C N
PE175N
PE175C

4. INNER PARTS OF ASSEMBLY

Parts number that have a period (.) mark before the parts name will be indicated the inner part in relation to the assembly.

5. MODIFICATION NOTICE

A parts bulletin will be sent to you on all occasions when changes in parts occur, including interchangeable modifications between new parts and old ones.

6. COLOR CHART

COLOR No.	COLOR NAME	MANSEL COLOR No.	C	N
019	BLACK	N1	0	0
163	FHLOLINA YELLOW	3Y 8/10	0	0
865	BLACK (SEAT)		0	0

PLEASE DO NOT USE THE OLD ISSUE PARTS CATALOGUE
AFTER RECEIPT NEW EDITION

WHEN ORDERING PARTS, ALWAYS REFER TO THE NEWEST EDITION
OF PARTS CATALOGUE IN ORDER TO OBTAIN A RIGHT PARTS
WITHOUT TROUBLE.

NOTE THAT THE DRAWINGS ON THE ILLUSTRATION PAGE ARE FOR READY
REFERENCE OF SPARE PARTS NUMBER, NOT TO BE USED AS AN ASSEMBLY MANUAL.
WHEN ASSEMBLING, USE "SUZUKI SERVICE MANUAL".

MILLIMETER → INCH CONVERSION CHART

	0	1	2	3	4	5	6	7	8	9
00	.000	.039	.079	.118	.157	.197	.236	.276	.315	.354
10	.394	.433	.472	.512	.551	.591	.630	.669	.709	.748
20	.787	.827	.866	.906	.945	.984	1.024	1.063	1.102	1.142
30	1.181	1.220	1.260	1.299	1.339	1.378	1.417	1.457	1.496	1.535
40	1.575	1.614	1.654	1.693	1.732	1.772	1.811	1.850	1.890	1.929
50	1.969	2.008	2.047	2.087	2.126	2.165	2.205	2.214	2.283	2.323
60	2.362	2.402	2.441	2.480	2.520	2.559	2.598	2.638	2.677	2.717
70	2.756	2.795	2.835	2.874	2.913	2.953	2.992	3.031	3.071	3.110
80	3.150	3.189	3.228	3.268	3.307	3.346	3.386	3.425	3.465	3.504
90	3.543	3.583	3.622	3.661	3.701	3.740	3.780	3.819	3.858	3.898

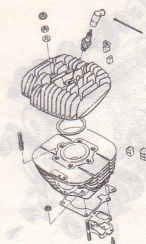
How to read

	0	1	2	3	4
00	---	---	---	---	---
10	---	---	---	---	---
20	---	---	---	0.906	---
30	---	---	---	---	---

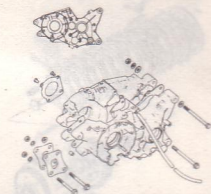
23 millimeters equal 0.906 inch

Contents are subject to change without notice or obligation.

PEI 75C
PEI 75N



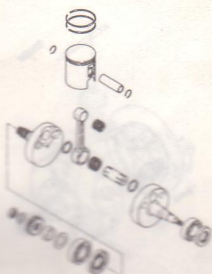
①



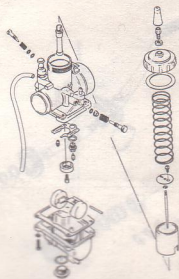
②



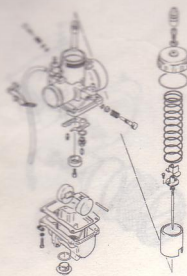
③



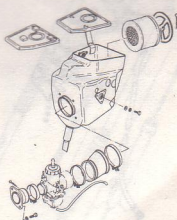
④



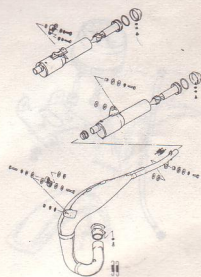
⑤



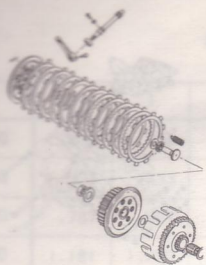
⑥



⑦



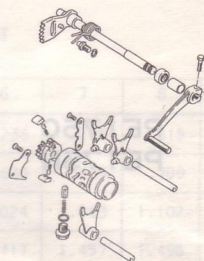
⑧



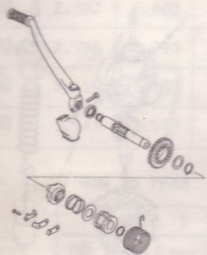
9



10



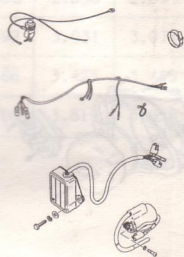
11



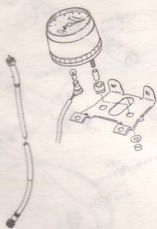
12



13



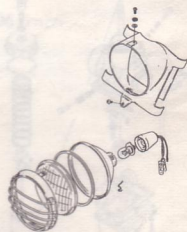
14



15



16



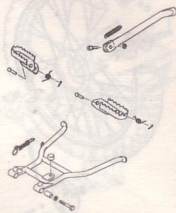
17



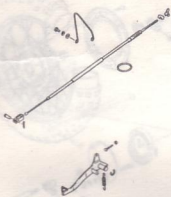
18



19



20



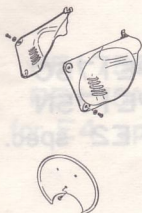
21



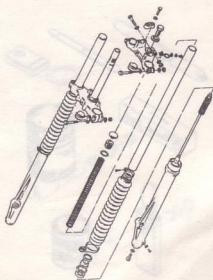
22



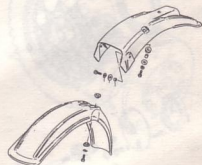
23



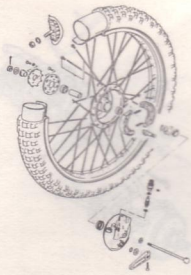
24



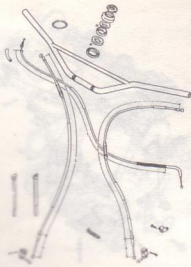
25



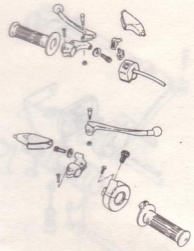
26



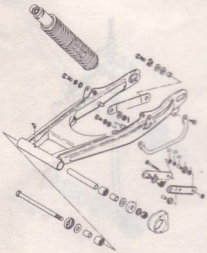
27



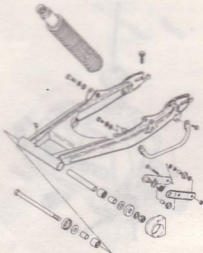
28



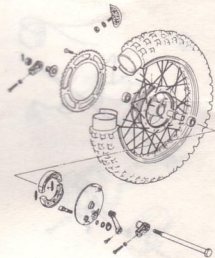
29



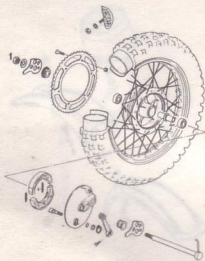
30



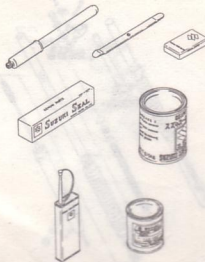
31



32



33



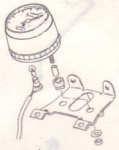
34

PE175C
PE175N
for E2 spec.

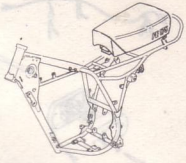
35



36



37



38



39

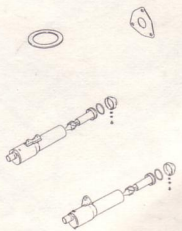


40

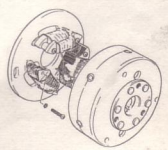


PE 175C
PE 175N
for E4 spec.

41



42





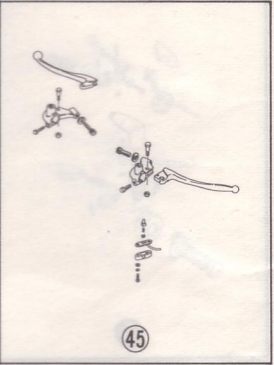
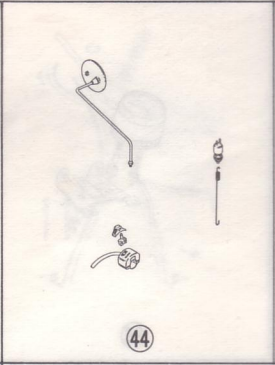

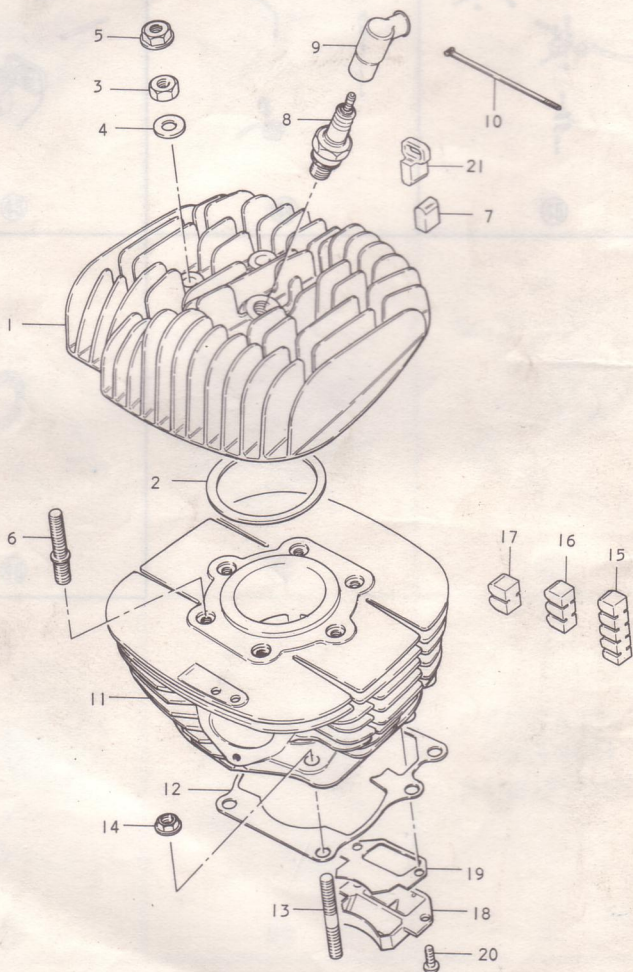
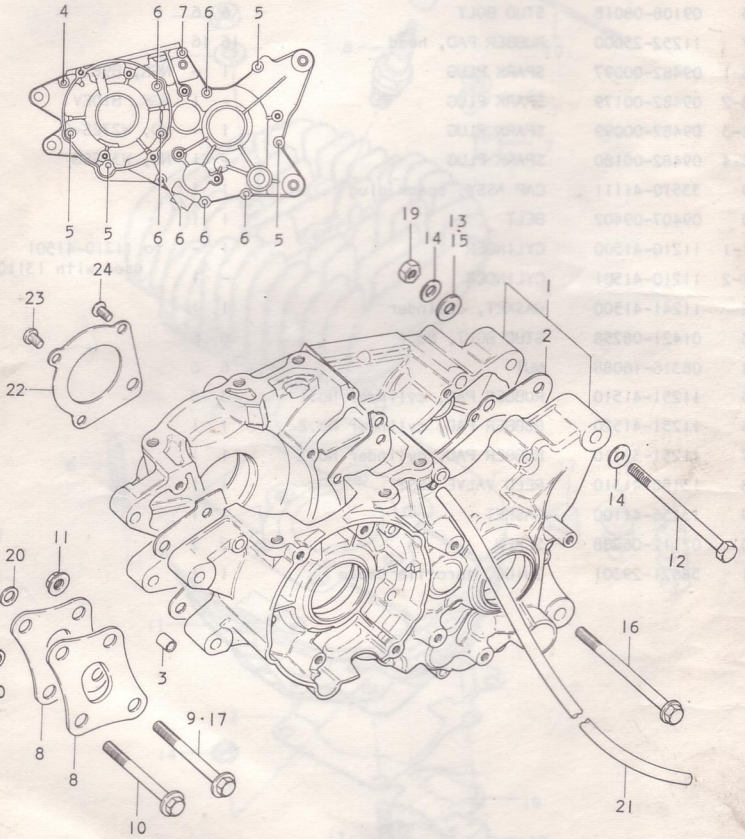


FIG.1 CYLINDER



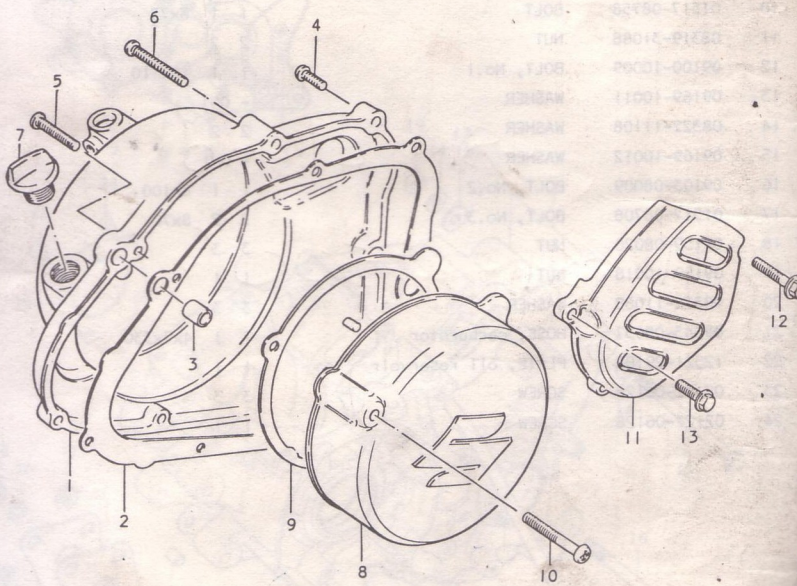
Ref.No.	Part No.	Description	Q'ty		Remarks
			C	N	
1	11111-41501	CYLINDER HEAD	1	1	
2-1	11141-41500	GASKET, cylinder head	1	-	
2-2	11141-41510	GASKET, cylinder head	-	1	
3	09140-08005	NUT	6	-	
4	08322-21088	WASHER	6	-	
5	08316-16088	NUT	-	6	
6	09108-08018	STUD BOLT	6	6	
7	11252-25000	RUBBER PAD, head	16	16	
8-1	09482-00097	SPARK PLUG	1	-	NGK, B9EV
8-2	09482-00179	SPARK PLUG	-	1	NGK, B10EV
8-3	09482-00099	SPARK PLUG	1	-	ND, W27ES-G
8-4	09482-00180	SPARK PLUG	-	1	ND, W31ESG
9	33510-41111	CAP ASSY, spark plug	1	1	
10	09407-09402	BELT	1	1	
11-1	11210-41500	CYLINDER	1	-	to 11210-41501
11-2	11210-41501	CYLINDER	-	1	used with 13110-41500
12	11241-41500	GASKET, cylinder	1	1	
13	01421-08258	STUD BOLT, No.1	6	6	
14	08316-16088	NUT	6	6	
15	11251-41510	RUBBER PAD, cylinder No.1	3	3	
16	11251-41520	RUBBER PAD, cylinder No.2	1	1	
17	11251-39110	RUBBER PAD, cylinder No.3	1	1	
18	13150-41310	REED VALVE ASSY	1	1	
19	13156-41100	GASKET	1	1	
20	02112-06208	SCREW	2	2	
21	58621-29301	GUIDE, throttle cable	1	1	

FIG. 2 CRANKCASE



Ref.No.	Part No.	Description	Q'ty		Remarks
			C	N	
1	11300-41871	CRANKCASE SET	1	1	
2	11481-41500	•GASKET	1	1	
3	04211-09129	•PIN	2	2	
4	02112-06358	•SCREW	1	1	
5	02112-06458	•SCREW	4	4	
6	02112-06557	•SCREW	6	6	
7	02112-06658	•SCREW	1	1	
8	41991-41300	PLATE, engine mounting	2	2	
9	01517-08708	BOLT	1	1	8x70
10	01517-08758	BOLT	1	1	8x75
11	08319-31088	NUT	2	2	
12	09100-10009	BOLT, No.1	1	1	10x110
13	09169-10011	WASHER	-	0~1	
14	08322-11108	WASHER	2	2	
15	09169-10012	WASHER	-	0~1	
16	09103-08009	BOLT, No.2	1	1	8x100
17	01517-08708	BOLT, No.3	2	2	8x70
18	09159-08020	NUT	3	3	
19	09159-10018	NUT	1	1	
20	08322-11088	WASHER	3	3	
21	09343-05037	HOSE, carburetor	1	1	4x7x330
22	12521-29102	PLATE, oil reservoir	1	1	
23	02112-06128	SCREW	3	3	
24	02122-06128	SCREW	1	1	

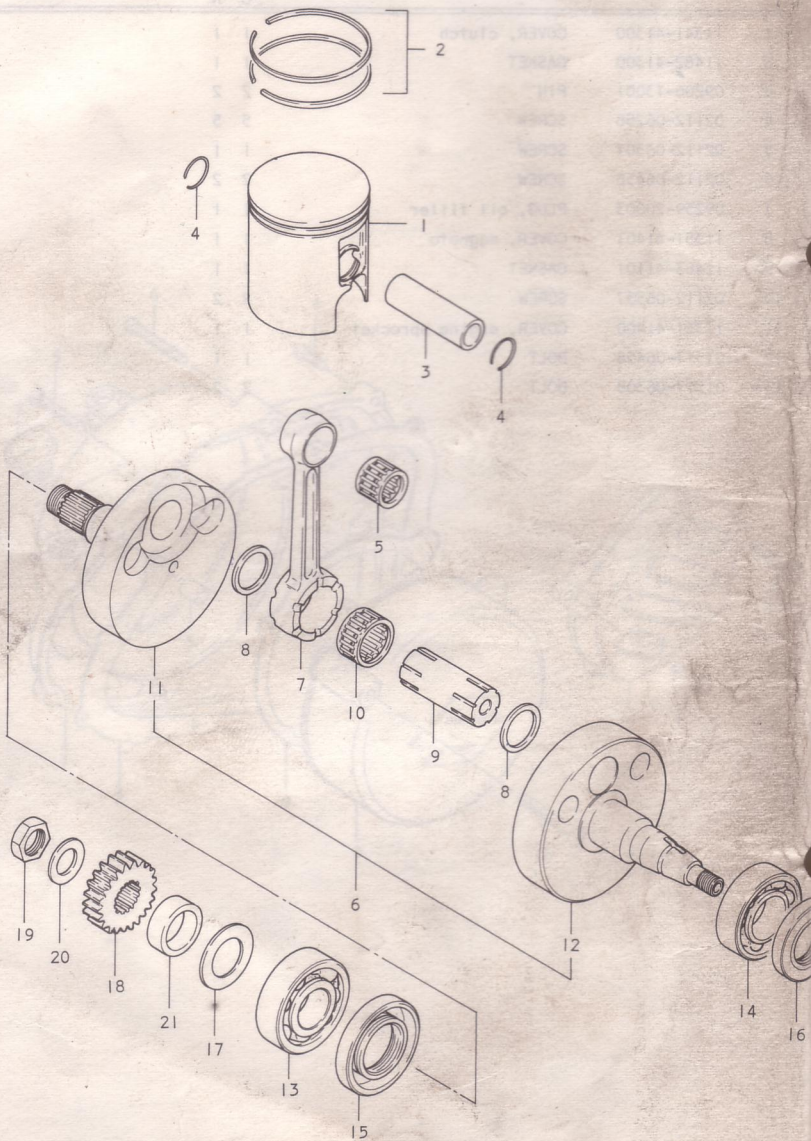
FIG.3 CRANKCASE COVER



Ref. No.	Part No.	Description
1	02120-0100	CRANKCASE SET
2	02120-0100	GASKET
3	02120-0100	PLATE
4	02120-0100	SCREW
5	02120-0100	SCREW
6	02120-0100	SCREW
7	02120-0100	SCREW
8	02120-0100	PLATE, engine mounting
9	02120-0100	BOLT
10	02120-0100	BOLT
11	02120-0100	NUT
12	02120-0100	BOLT, No. 1
13	02120-0100	WASHER
14	02120-0100	WASHER
15	02120-0100	WASHER
16	02120-0100	BOLT, No. 2
17	02120-0100	NUT
18	02120-0100	NUT

Ref.No.	Part No.	Description	Q'ty		Remarks
			C	N	
1	11341-41300	COVER, clutch	1	1	
2	11482-41300	GASKET	1	1	
3	09206-13001	PIN	2	2	
4	02112-06258	SCREW	5	5	
5	02112-06307	SCREW	1	1	
6	02112-06458	SCREW	2	2	
7	09259-20003	PLUG, oil filler	1	1	
8	11351-41401	COVER, magneto	1	1	
9	11483-41101	GASKET	1	1	
10	02112-06557	SCREW	2	2	
11	11361-41400	COVER, engine sprocket	1	1	
12	01517-06458	BOLT	1	1	
13	01517-06308	BOLT	2	2	

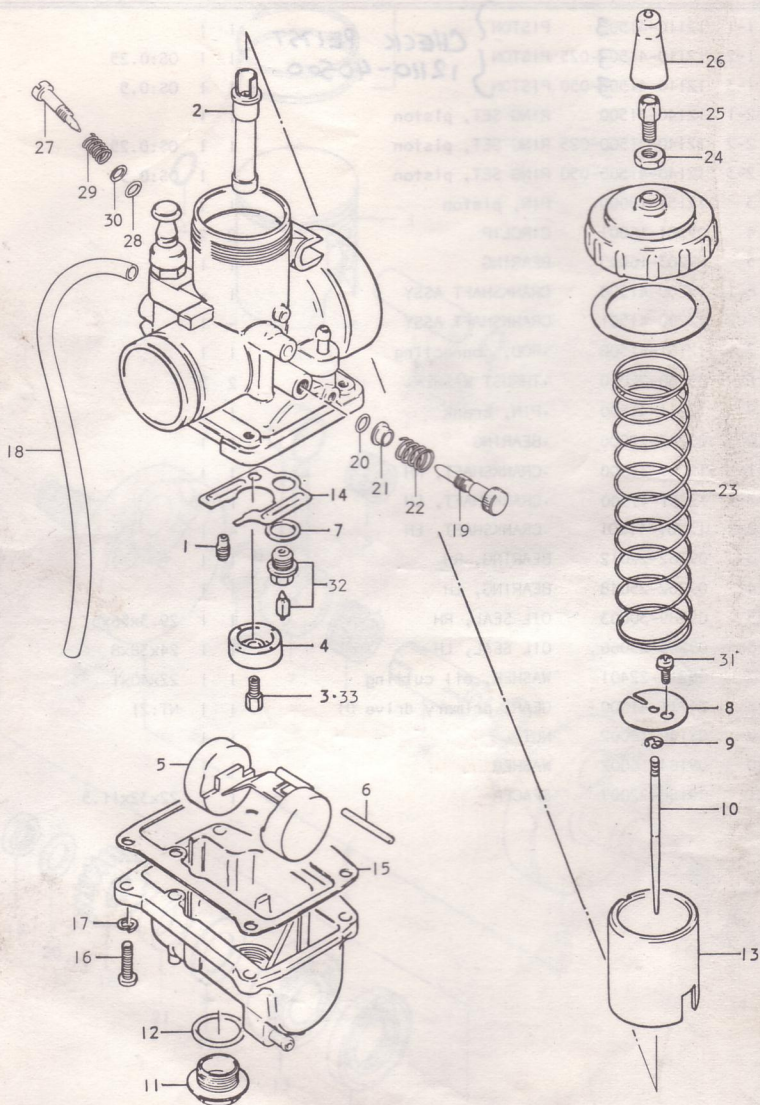
FIG. 4 CRANKSHAFT



Ref.No.	Part No.	Description	Q'ty		Remarks
			C	N	
1-1	12110-41503	PISTON	1	1	
1-2	12110-41503-025	PISTON	1	1	OS:0.25
1-3	12110-41503-050	PISTON	1	1	OS:0.5
2-1	12140-41500	RING SET, piston	1	1	
2-2	12140-41500-025	RING SET, piston	1	1	OS:0.25
2-3	12140-41500-050	RING SET, piston	1	1	OS:0.5
3	12151-18000	PIN, piston	1	1	
4	09381-16001	CIRCLIP	2	2	
5	09263-16005	BEARING	1	1	
6-1	12200-41500	CRANKSHAFT ASSY	1	-	
6-2	12200-41501	CRANKSHAFT ASSY	-	1	
7	12161-41500	.ROD, connecting	1	1	
8	09160-22010	.THRUST WASHER	2	2	
9	12211-41500	.PIN, crank	1	1	
10	09263-22006	.BEARING	1	1	
11	12221-41500	.CRANKSHAFT, RH	1	1	
12-1	12261-41500	.CRANKSHAFT, LH	1	-	
12-2	12261-41501	.CRANKSHAFT, LH	-	1	
13	09262-22012	BEARING, RH	1	1	
14	09262-25048	BEARING, LH	1	1	
15	09289-30003	OIL SEAL, RH	1	1	29.3x56x8
16	09283-25066	OIL SEAL, LH	1	1	24x38x8
17	08212-22401	WASHER, oil cutting	1	1	22x40x1
18	21111-41500	GEAR, primary drive	1	1	NT:21
19	09140-16002	NUT	1	1	
20	09164-16002	WASHER	1	1	
21	09180-22007	SPACER	1	1	22x32x11.5

CHECK PE175T
12110-40500

FIG.5 CARBURETOR (E175C)



Ref.No.	Part No.	Description	Q'ty C	Remarks
	13200-41500	CARBURETOR ASSY	1	to 13200-41501
1	09492-25003	•JET, pilot	1	#25
2	09494-00176	•JET, needle	1	R-3
3	09491-38003	•JET, main	1	#190
4	13331-16510	•RING	1	
5	13252-16600	•FLOAT	1	
6	13254-01010	•PIN, float	1	
7	13392-16600	•GASKET, valve seat	2	
8	13581-16600	•SEAT, throttle spring	1	
9	13394-10010	•CLIP, needle	1	
10	13383-41500	•NEEDLE, jet	1	6DP17-3
11	13247-32210	•PLUG, drain	1	
12	13249-41310	•O RING	1	
13	13551-16611	•VALVE, throttle	1	CA:2.5
14	13259-41310	•PLATE, float chamber	1	
15	13251-30110	•GASKET, float chamber	1	
16	02112-05168	•SCREW	4	
17	08321-21058	•LOCK WASHER	4	
18	13683-41740	•HOSE, air vent	1	to 13683-32410
19	13267-41500	•SCREW, throttle stop	1	
20	13294-30010	•O RING	1	
21	13291-34010	•COVER	1	
22	13268-31011	•SPRING	1	
23	13573-16600	•SPRING, return	1	
24	13661-16600	•NUT	1	
25	13577-03010	•ADJUSTER, cable	1	

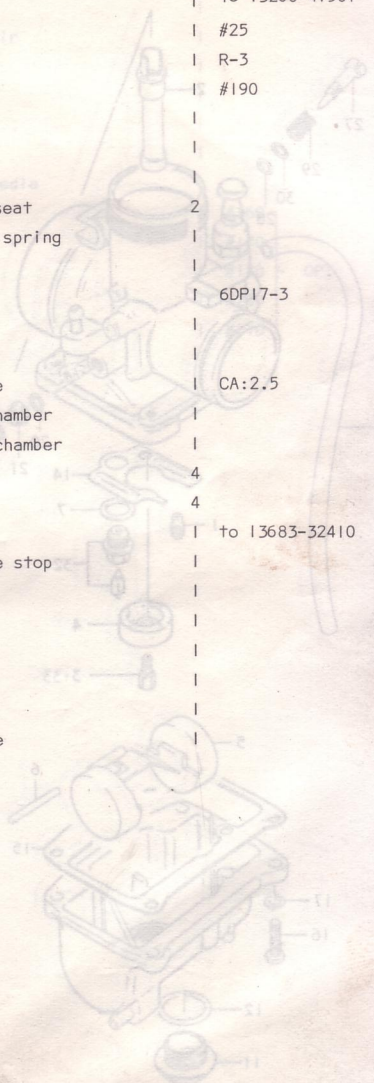
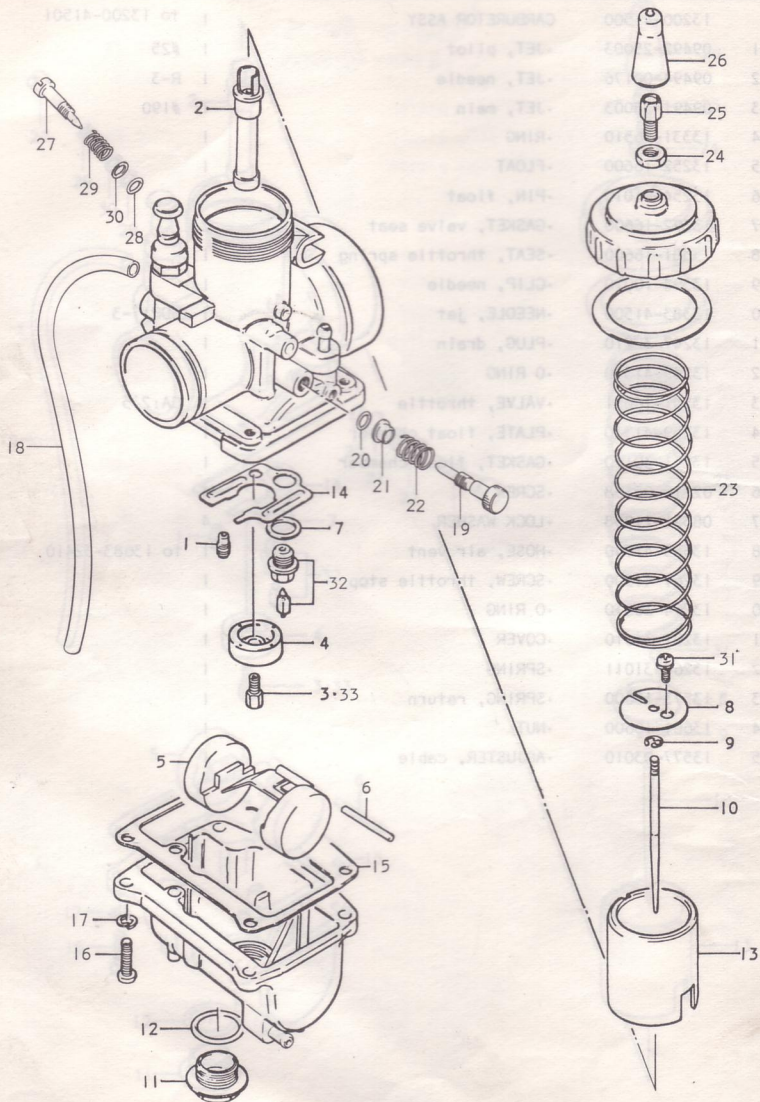
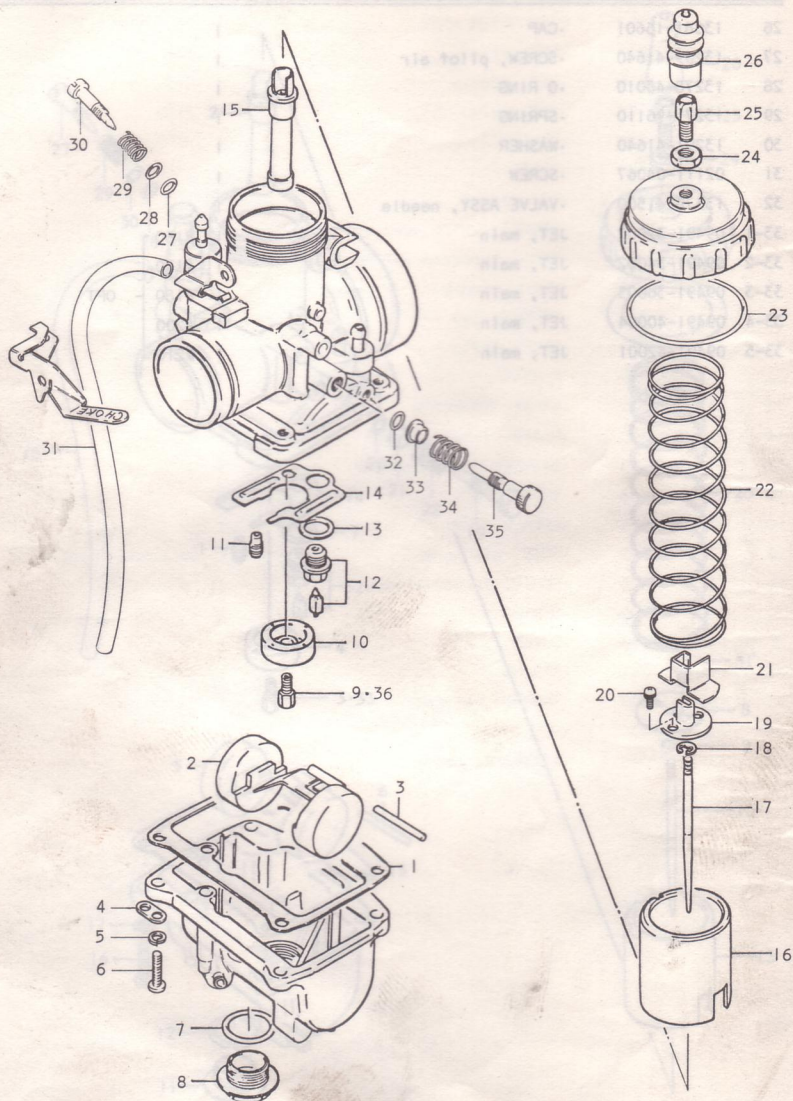


FIG.5 CARBURETOR (E175C)



Ref.No.	Part No.	Description	Q'ty C	Remarks
26	13681-16601	·CAP	1	
27	13269-41640	·SCREW, pilot air	1	
28	13278-45010	·O RING	1	
29	13271-96110	·SPRING	1	
30	13291-41640	·WASHER	1	
31	02111-04067	·SCREW	1	
32	13370-41500	·VALVE ASSY, needle	1	
33-1	09491-32002	JET, main	1	#160
33-2	09491-34002	JET, main	1	#170
33-3	09491-36003	JET, main	1	#180
33-4	09491-40004	JET, main	1	#200
33-5	09491-42001	JET, main	1	#210
				OPT

FIG. 6 CARBURETOR (PE175N)



Ref.No. Part No. Description Q'ty Remarks

Ref.No.	Part No.	Description	Q'ty	Remarks
	13200-41510	CARBURETOR ASSY	1	
1	13251-30110	·GASKET	1	
2	13252-32010	·FLOAT	1	
3	13254-01010	·PIN	1	
4	13693-16600	·PLATE	1	
5	08321-21058	·LOCK WASHER	4	
6	02112-05168	·SCREW	4	
7	13249-41310	·GASKET	1	
8	13247-32210	·PLUG	1	
9	09491-44001	·JET, main	1	#220
10	13331-16510	·RING	1	
11	09492-25003	·JET, pilot	1	#25
12	13370-40010	·VALVE ASSY, needle	1	
13	13392-16600	·GASKET	2	
14	13259-41310	·PLATE	1	
15	09494-00247	·JET, needle	1	R-1
16	13551-41510	·VALVE, throttle	1	CA:2.5
17	13383-41510	·NEEDLE, jet	1	6DP17-3
18	13394-10010	·CLIP	1	
19	13398-34010	·CONNECTOR	1	
20	02112-03068	·SCREW	2	
21	13629-40200	·COVER	1	
22	13573-41610	·SPRING	1	
23	13266-40200	·O RING	1	
24	13661-16600	·NUT	1	
25	13577-03010	·ADJUSTER, cable	1	

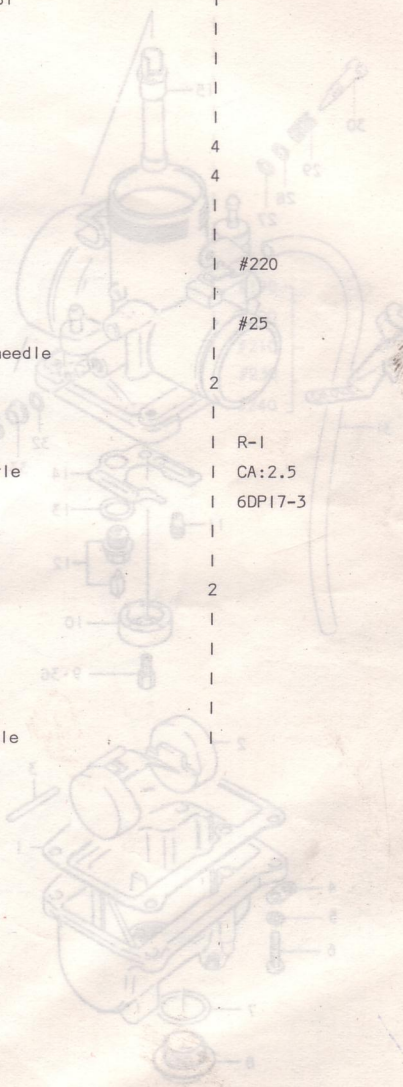
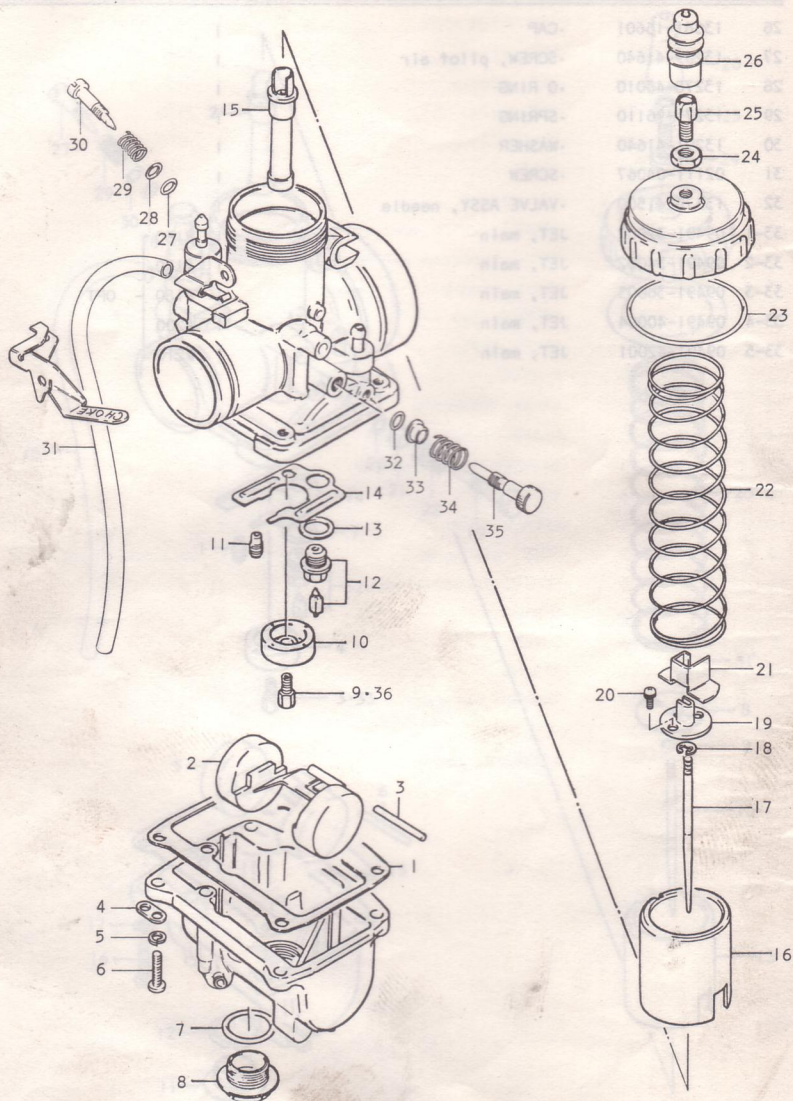


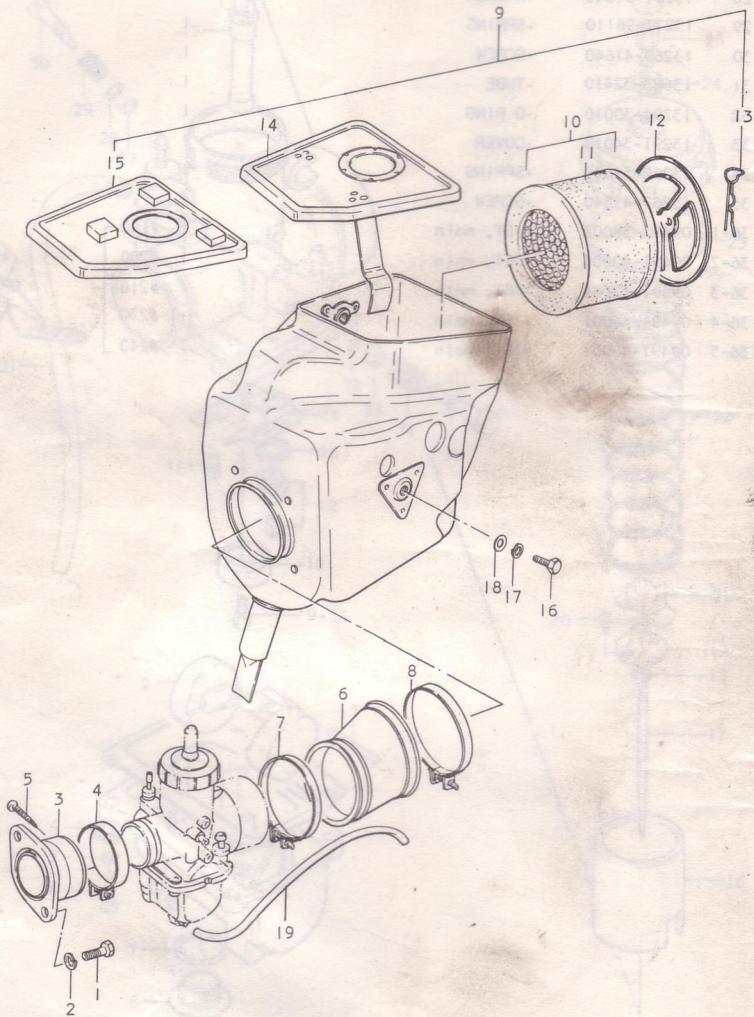
FIG. 6 CARBURETOR (PE175N)



Ref.No.	Part No.	Description	Q'ty N	Remarks
26	13681-41510	·CAP	1	
27	13278-45010	·O RING	1	
28	13291-41640	·WASHER	1	
29	13271-96110	·SPRING	1	
30	13269-41640	·SCREW	1	
31	13683-32410	·TUBE	1	
32	13294-30010	·O RING	1	
33	13291-34010	·COVER	1	
34	13268-31011	·SPRING	1	
35	13267-41640	·SCREW	1	
36-1	09491-38003	·JET, main	1	#190
36-2	09491-40004	·JET, main	1	#200
36-3	09491-42001	·JET, main	1	#210
36-4	09491-46001	·JET, main	1	#230
36-5	09491-48001	·JET, main	1	#240

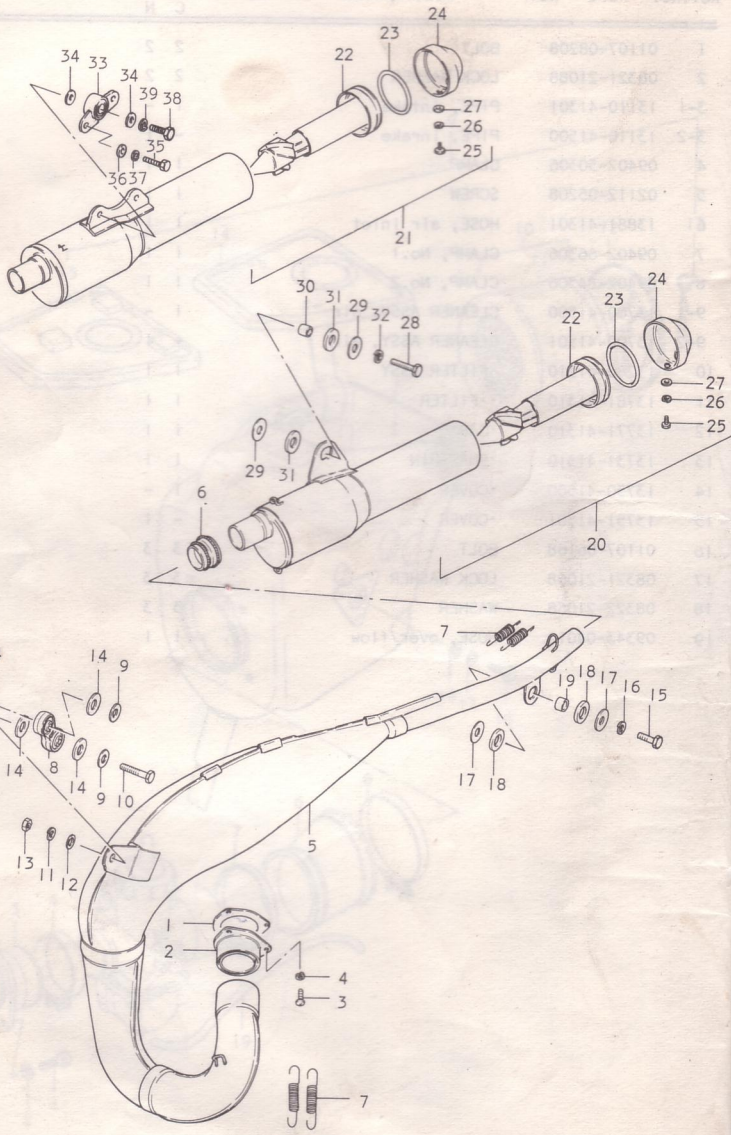
OPT

FIG. 7 AIR CLEANER



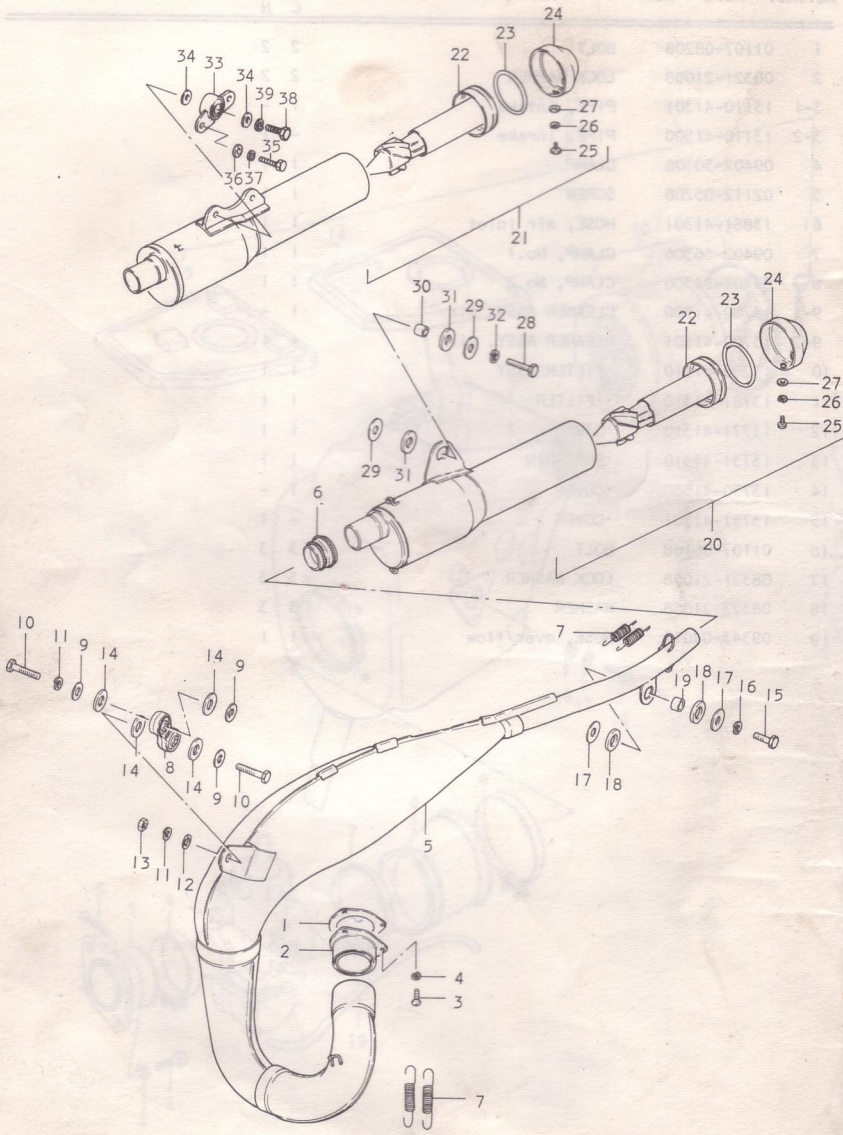
Ref.No.	Part No.	Description	Q'ty		Remarks
			C	N	
1	01107-08208	BOLT	2	2	
2	08321-21088	LOCK WASHER	2	2	
3-1	13110-41301	PIPE, intake	1	-	
3-2	13110-41500	PIPE, inrake	-	1	
4	09402-50306	CLAMP	1	1	
5	02112-05208	SCREW	1	1	
6	13881-41301	HOSE, air inlet	1	1	
7	09402-66306	CLAMP, No.1	1	1	
8	09402-84306	CLAMP, No.2	1	1	
9-1	13700-41500	CLEANER ASSY, air	1	-	
9-2	13700-41501	CLEANER ASSY, air	-	1	
10	13780-41310	•FILTER ASSY	1	1	
11	13781-41310	••FILTER	1	1	
12	13771-41310	•CAP	1	1	
13	13731-41310	•SNAP PIN	1	1	
14	13750-41500	•COVER	1	-	
15	13751-41501	•COVER	-	1	
16	01107-06168	BOLT	3	3	
17	08321-21068	LOCK WASHER	3	3	
18	08322-21068	WASHER	3	3	
19	09343-04010	HOSE, over flow	1	1	

FIG. 8 MUFFLER



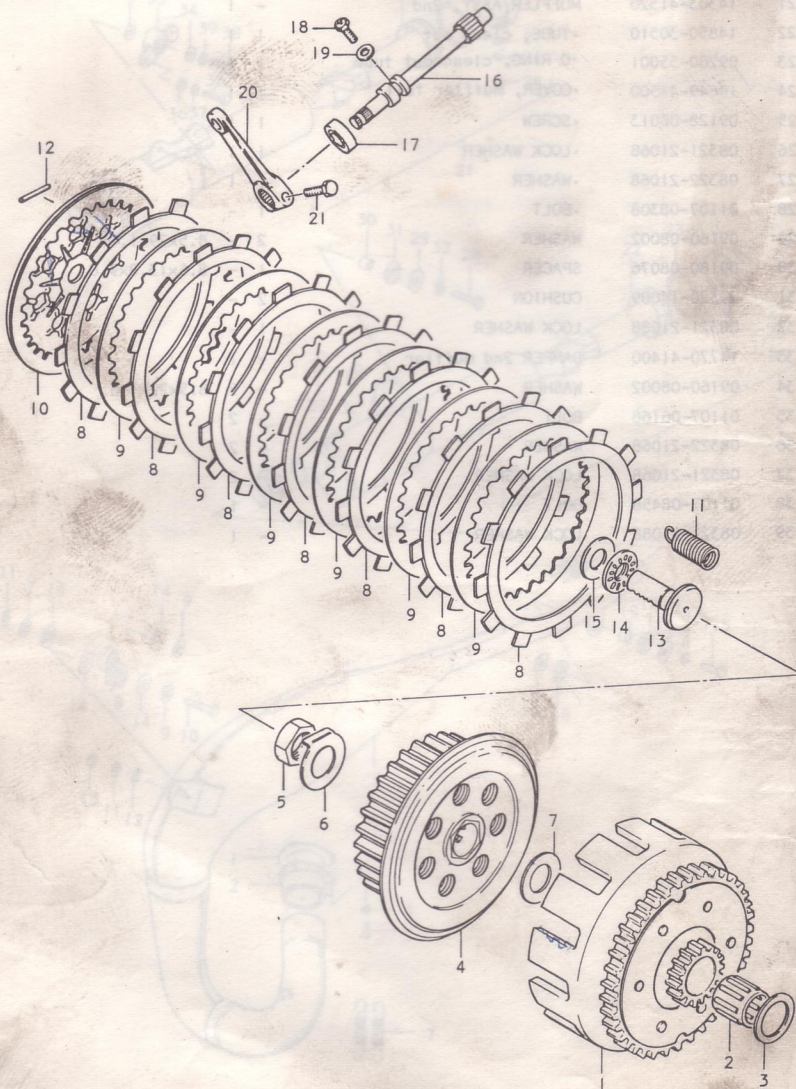
Ref.No.	Part No.	Description	Q'ty		Remarks
			C	N	
1	14181-16300	GASKET, exhaust pipe	1	1	
2	14170-16300	FRANGE, exhaust pipe	1	1	
3	02112-06208	SCREW	3	3	
4	08321-21068	LOCK WASHER	3	3	
5-1	14310-41501	MUFFLER, 1st	1	-	
5-2	14310-41510	MUFFLER, 1st	-	1	
6	14771-41500	CONNECTOR, muffler	1	1	
7	09443-11002	SPRING	4	4	
8	14770-40000	DAMPER, muffler	1	1	
9	09160-08035	WASHER	3	3	8.5x23x1.2
10	01107-08358	BOLT	2	2	
11	08321-21088	LOCK WASHER	2	2	
12	08322-11088	WASHER	1	1	
13	08310-12088	NUT	1	1	
14	09161-13001	WASHER	4	4	
15	09100-08083	BOLT	1	1	8x27
16	08321-21088	LOCK WASHER	1	1	
17	09160-08002	WASHER	2	2	8.5x29x1.6
18	09320-14009	CUSHION	2	2	
19	09180-08076	SPACER	1	1	8.6x13.8x9.8

FIG. 8 MUFFLER



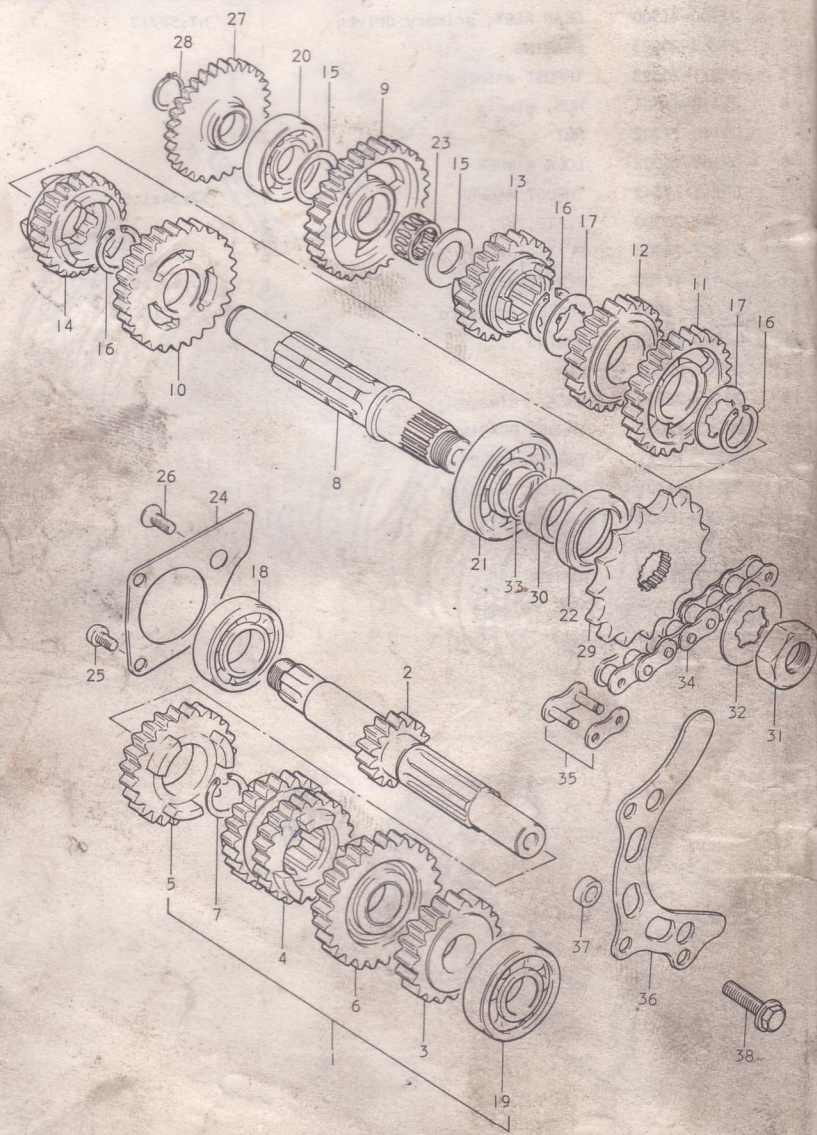
Ref.No.	Part No.	Description	Q'ty		Remarks
			C	N	
20	14303-41500	MUFFLER ASSY, 2nd	1	-	
21	14303-41520	MUFFLER ASSY, 2nd	-	1	
22	14850-30510	·TUBE, clean out	1	1	
23	09280-55001	·O RING, clean out tube	1	1	
24	14649-41500	·COVER, muffler tail	1	1	
25	09128-06013	·SCREW	1	1	
26	08321-21068	·LOCK WASHER	1	1	
27	08322-21068	·WASHER	1	1	
28	01107-08308	·BOLT	1	-	
29	09160-08002	WASHER	2	-	8.5x29x1.6
30	09180-08076	SPACER	1	-	8.6x13.8x9.8
31	09320-14009	CUSHION	2	-	
32	08321-21088	LOCK WASHER	1	-	
33	14770-41400	DAMPER 2nd muffler	-	1	
34	09160-08002	WASHER	-	2	8.5x29x1.6
35	01107-06168	BOLT	-	2	
36	08322-21068	WASHER	-	2	
37	08321-21068	LOCK WASHER	-	2	
38	01107-08458	BOLT	-	1	
39	08321-21088	LOCK WASHER	-	1	

FIG. 9 CLUTCH



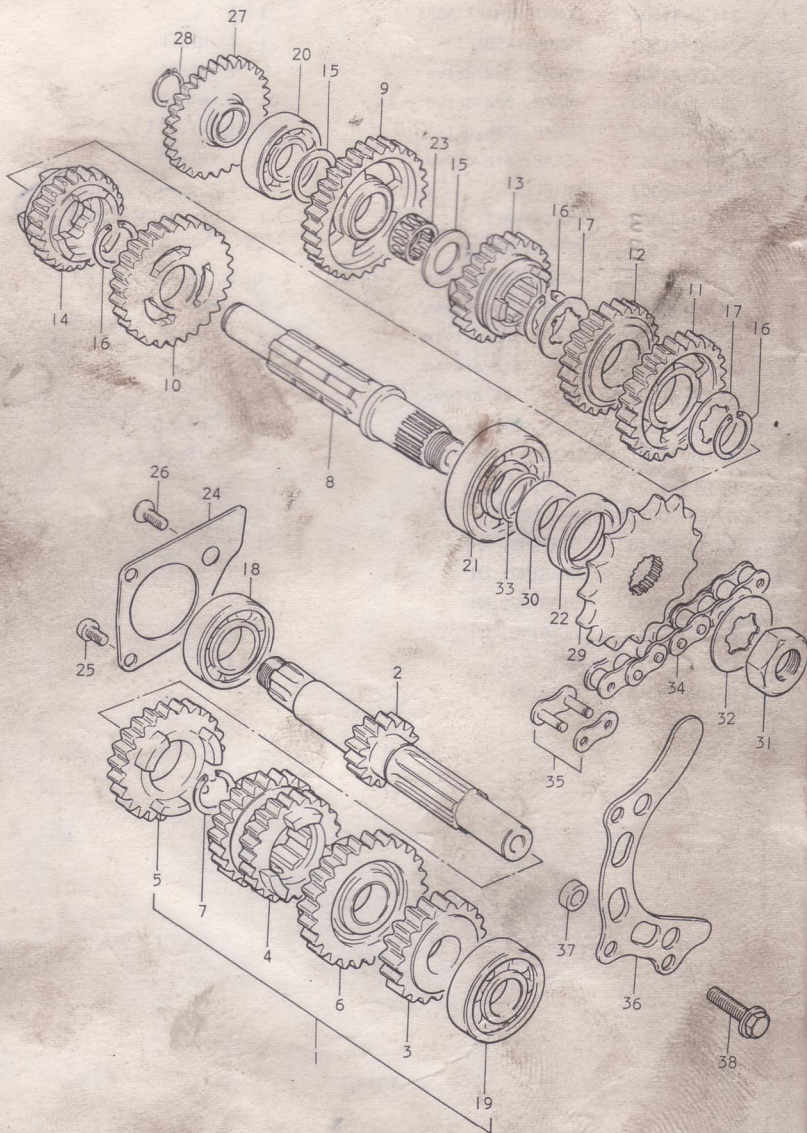
Ref.No.	Part No.	Description	Q'ty		Remarks
			C	N	
1	21200-41500	GEAR ASSY, primary driven	1	1	NT:58/17
2	09263-20023	BEARING	1	1	
3	08211-20323	THRUST WASHER	1	1	
4	21410-41301	HUB, sleeve	1	1	
5	09140-14002	NUT	1	1	
6	09169-14002	LOCK WASHER	1	1	
7	08211-17342	THRUST WASHER	1	1	17x34x1.5
8	21441-28300	PLATE, drive	7	7	
9-1	21451-28000	PLATE, driven No.1	6	6	
9-2	21451-41700	PLATE, driven	6	6	OPT
10	21460-28000	PLATE, pressure	1	1	
11	09443-12018	SPRING	7	7	
12	09261-02001	PIN	7	7	
13	23165-28300	RACK, release	1	1	
14	09263-10002	THRUST BEARING	1	1	12.0x22.0x2.8
15	08212-10241	THRUST WASHER	1	1	10x24x10
16	23261-41301	PINION, release	1	1	
17	09284-10002	OIL SEAL	1	1	
18	09135-06009	BOLT	1	1	
19	08322-21068	WASHER	1	1	
20	23271-46000	ARM, release	1	1	
21	01107-06108	BOLT	1	1	

FIG.10 TRANSMISSION



Ref.No.	Part No.	Description	Q'ty		Remarks
			C	N	
1	24120-41502	COUNTERSHAFT ASSY	1	1	
2	24121-41500	·COUNTERSHAFT	1	1	NT:11
3	24221-41500	·GEAR, 2nd drive	1	1	NT:14
4	24231-41500	·GEAR, 3rd drive	1	1	NT:20/17
5	24251-41300	·GEAR, 5th drive	1	1	NT:22
6	24260-41502	·GEAR, 6th drive	1	1	NT:24
7	09380-20007	·CIRCLIP	1	1	
8-1	24131-41303	DRIVESHAFT	1	-	to 24131-41303
8-2	24131-41303	DRIVESHAFT	-	1	
9	24311-41500	GEAR, 1st driven	1	1	NT:34
10	24321-41500	GEAR, 2nd driven	1	1	NT:31
11	24331-41500	GEAR, 3rd driven	1	1	NT:28
12	24341-41303	GEAR, 4th driven	1	1	NT:25
13	24351-41301	GEAR, 5th driven	1	1	NT:23
14	24361-41501	GEAR, 6th driven	1	1	NT:21
15	08211-15241	WASHER	2	2	15x24x1
16	09380-20007	CIRCLIP	3	3	
17	09167-20011	WASHER	2	2	
18	08113-62040	BEARING, RH	1	1	
19	08113-60020	BEARING, LH	1	1	
20	08113-62020	BEARING, RH	1	1	
21	09262-20043	BEARING, LH	1	1	
22	09283-25035	OIL SEAL	1	1	
23	09263-15013	BEARING	1	1	

FIG.10 TRANSMISSION



Ref.No.	Part No.	Description	Q'ty		Remarks
			C	N	
24	24741-41300	HOLDER, bearing	1	1	
25	02112-06128	SCREW	2	2	
26	02122-06128	SCREW	1	1	
27	26260-41500	GEAR, kick starter idle	1	1	NT:28
28	08331-31159	CIRCLIP	1	1	
29-1	27511-41500	SPROCKET, engine	1	1	NT:12
29-2	27511-41510	SPROCKET, engine	1	1	NT:13 OPT
30	09180-20039	SPACER	1	1	20x25x12.5
31	09140-16013	NUT	1	1	
32	09167-20012	WASHER	1	1	
33	09280-20001	O RING	1	1	
34-1	27600-40100	CHAIN ASSY, drive	1	-	#520x106& to 27600-41110
34-2	27600-41530	CHAIN ASSY, drive	-	1	#520X106&
35-1	27620-40000	JOINT, chain	1	-	
35-2	27620-41530	JOINT, chain	-	1	
36	27641-41500	PLATE, front chain guide	1	1	
37	09180-06069	SPACER	3	3	6.5x14x7.5
38	01517-06258	BOLT	1	1	

Ref.No.	Part No.	Description	Q'ty		Remarks
			C	N	
1	25211-41300	FORK, gear shifting No.1	2	2	
2	25221-41301	FORK, gear shifting No.2	1	1	
3	25411-16400	SHAFT, gear shifting No.1	1	1	
4	25421-40000	SHAFT, gear shifting No.2	1	1	
5	25310-41300	CAM, gear shifting	1	1	
6	25322-11000	GEAR, cam driven	1	1	
7	25323-11000	PAWL, gear shifting No.1	1	1	
8	25324-11000	PAWL, gear shifting No.2	1	1	
9	09261-05003	PIN	2	2	
10	09440-04003	SPRING	2	2	
11	25331-11001	LIFTER, pawl	1	1	
12	02122-06128	SCREW	2	2	
13	25341-40001	GUIDE, cam	1	1	
14	02122-06128	SCREW	2	2	
15	25351-11000	STOPPER, cam	1	1	
16	25352-11000	HOUSING, cam stopper	1	1	
17	09168-14004	GASKET	1	1	+2.0
18	09440-05007	SPRING	1	1	
19	25510-41101	SHAFT, gear shifting	1	1	
20	09320-13001	CUSHION, drive chain	1	1	
21	09444-26013	SPRING	1	1	
22	09285-12002	OIL SEAL	1	1	
23	25671-01000	STOPPER, arm	1	1	
24	09162-08005	LOCK WASHER	1	1	
25	25610-41301	LEVER, gear shifting	1	1	
26	09100-06091	BOLT	1	1	

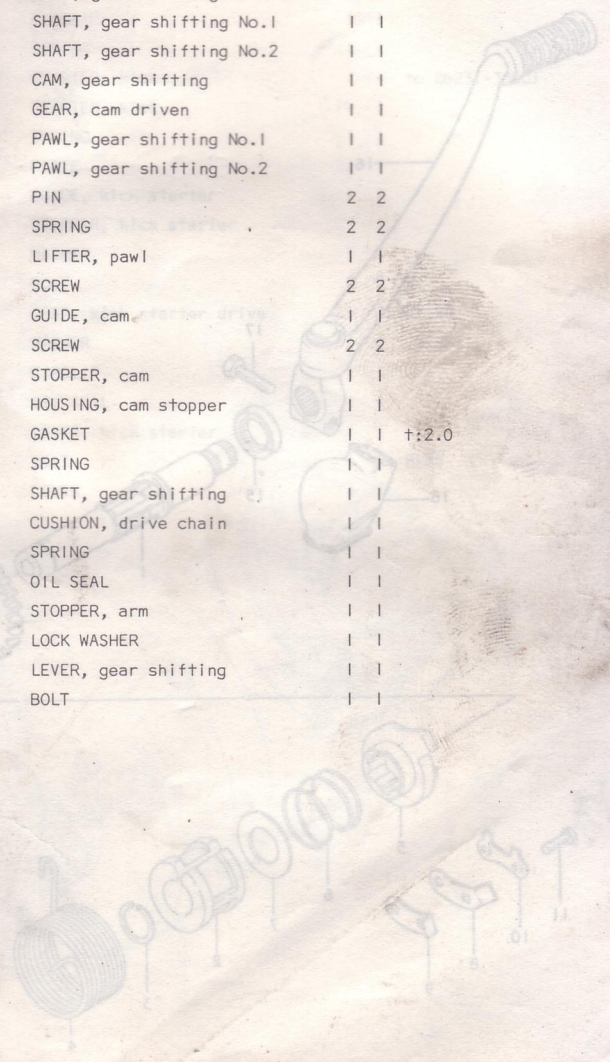
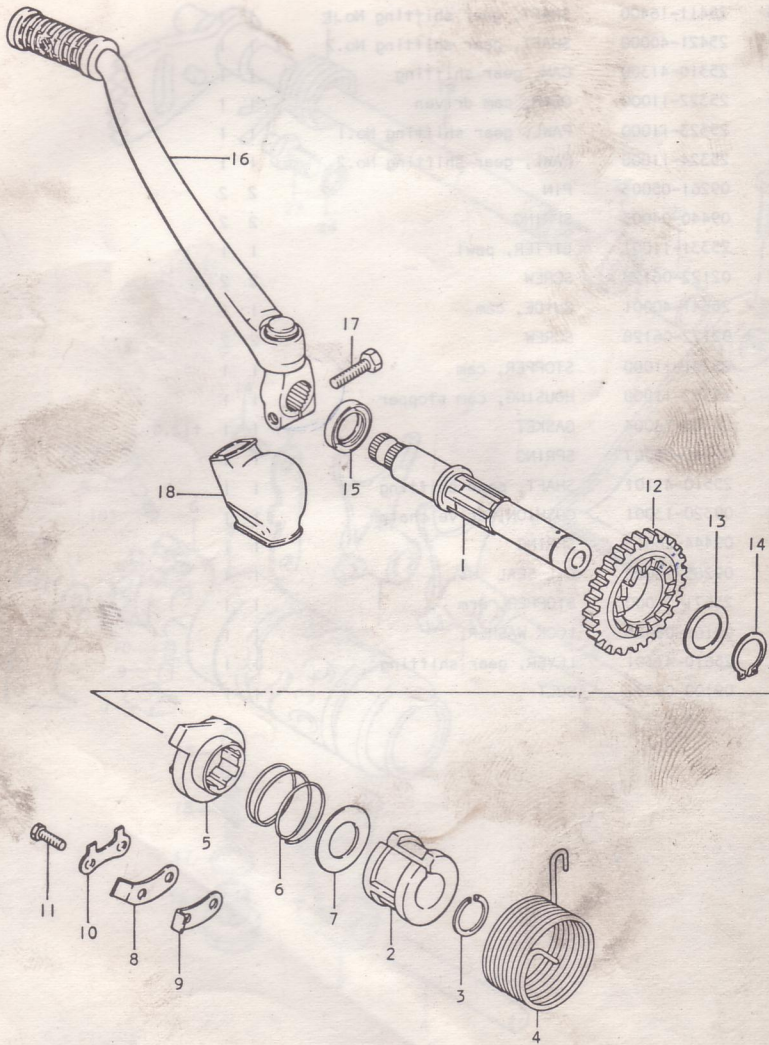


FIG.12 KICK STARTER



Ref. No.	Part No.	Description	Q'ty		Remarks
			C	N	
1	26211-41300	SHAFT, kick starter	1	1	
2	26221-41100	GUIDE, shaft spring	1	1	
3	09380-17001	CIRCLIP	1	1	
4	09448-45008	SPRING	1	1	
5-1	26231-30000	STARTER, kick	1	1	to 26231-30001
5-2	26231-30001	STARTER, kick	1	1	
6	09440-32002	SPRING	1	1	
7	08211-17342	PLATE	1	1	
8	26232-30000	GUIDE, kick starter	1	1	
9	26233-30000	STOPPER, kick starter	1	1	
10	09169-06003	WASHER	1	1	
11	01107-06168	BOLT	2	2	
12	26240-41300	GEAR, kick starter drive	1	1	NT:28
13	08211-22281	WASHER	1	1	22x28x1
14	09380-22006	CIRCLIP	2	1	
15	09285-16003	OIL SEAL	1	1	
16	26300-41101	LEVER, kick starter	1	1	
17	09100-08134	BOLT	1	1	8x25
18	26341-41100	COVER	1	1	

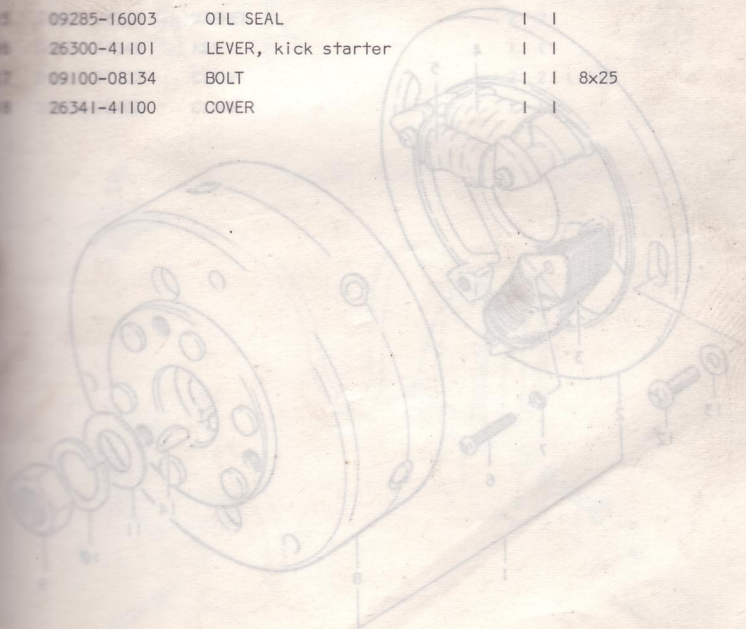
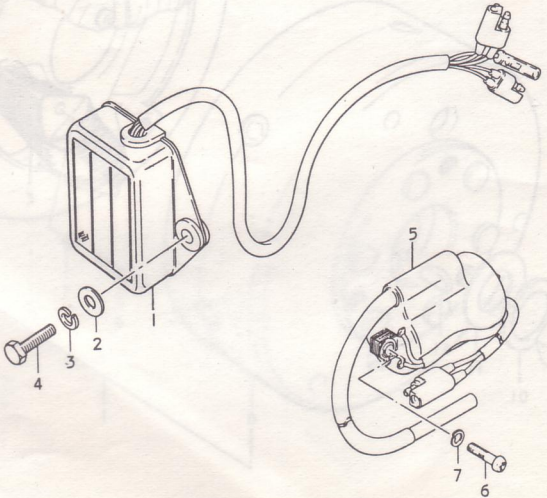
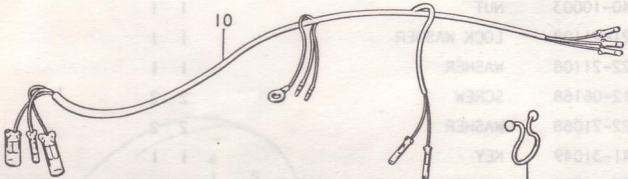
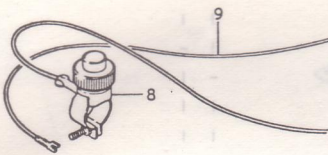


FIG. 14 ELECTRICAL



Part No.	Description	Remarks
1-1	MAGNETO ASSY	
1-2	MAGNETO ASSY	
2	STATOR ASSY	
1-1	COIL, Lighting	
1-2	COIL, Lighting	
1-1	COIL, Primary	
1-2	COIL, Primary	
1-1	COIL, Ignition	
1-2	COIL, Ignition	
1-1	SCREW	
1-2	SCREW	
1-1	LOCK WASHER	
1-2	LOCK WASHER	
1-1	ROTOR	
1-2	ROTOR	
1-1	MUT.	
1-2	MUT.	
1-1	LOCK WASH.	
1-2	LOCK WASH.	
1-1	WASHER	
1-2	WASHER	
1-1	SCREW	
1-2	SCREW	
1-1	WASHER	
1-2	WASHER	
1-1	KEY	
1-2	KEY	
1-1	CLAMP	
1-2	CLAMP	

Ref. No.	Part No.	Description	Q'ty		Remarks
			C	N	
0-1	32900-41420	C.D.I. UNIT ASSY	1	-	Kilo scale, to 34100-41402
0-2	32900-41421	C.D.I. UNIT ASSY	-	1	Kilo scale
2	09160-06019	WASHER	2	2	6.5x16x1.2
3	08321-21068	LOCK WASHER	2	2	to 34100-41432
4	01107-06208	BOLT	2	2	Kilo & Mils scale
5	33410-41320	COIL ASSY, ignition	1	1	Kilo scale
6	02112-05208	SCREW	2	2	Kilo & Mils scale
7	08321-21058	LOCK WASHER	2	2	
8	37820-04430	SWITCH ASSY, engine stop	1	1	
9	36851-27640	LEAD WIRE	1	1	
10	36610-41404	WIRING HARNESS	1	1	
10-1	09407-18301	CLAMP	2	2	L:180
10-2	09407-11302	CLAMP	2	2	L:110
12	09408-00012	CLIP, wiring harness	1	1	

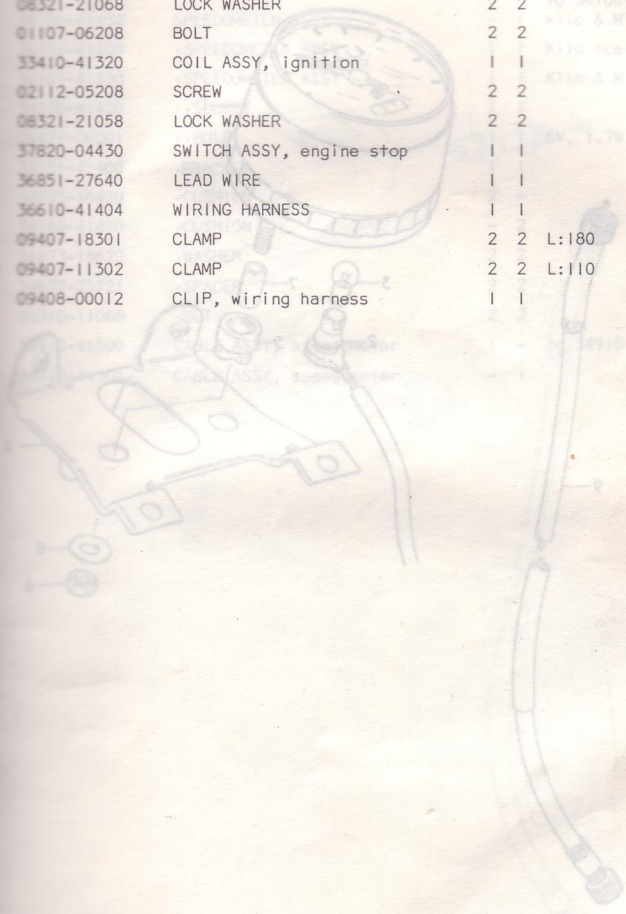
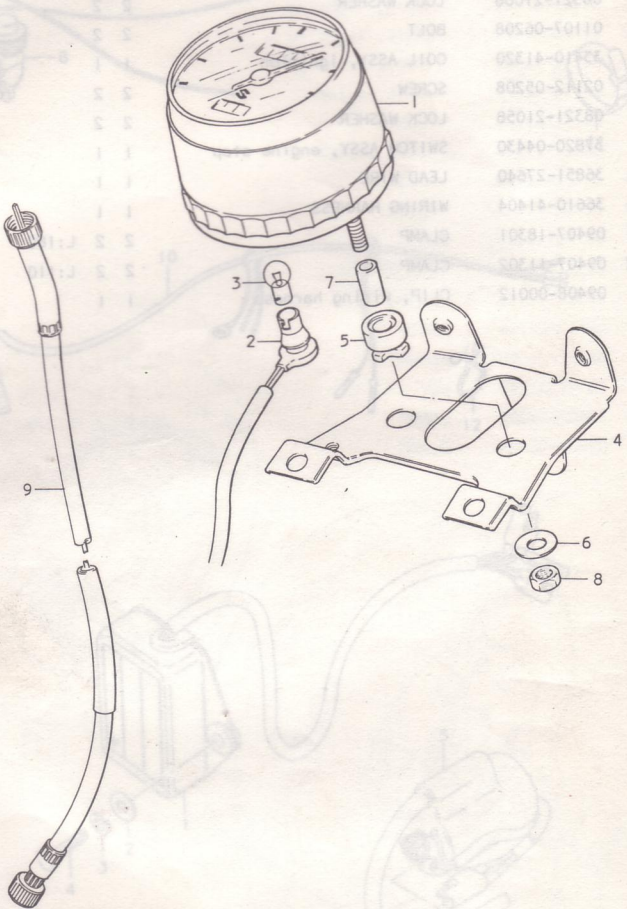


FIG. 15 SPEEDOMETER



Remarks

Description

Part No. Part No.

Part No.	Description	Part No.	Description
1-1	32900-41430	C.D.I. UNIT ASSY	
1-2	32900-41431	C.D.I. UNIT ASSY	
2	09160-06019	WASHER	
3	08251-51098	LOCK WASHER	
	01103-02508	BOLT	
	32910-41350	COIL ASSY	
	02113-02508	SCREW	
	08251-51098	LOCK WASHER	
	87850-04430	SWITCH ASSY	
	36921-17840	LEAD	
	36910-41404	WIRING	
1-1	09403-18201	CLAMP	
1-2	09403-11201	CLAMP	
3	09408-00013	C.I.S. UNIT	

Ref.No.	Part No.	Description	Q'ty		Remarks
			C	N	
	34100-41401	SPEEDOMETER ASSY	1	-	Kilo scale, to 34100-41402
	34100-41402	SPEEDOMETER ASSY	-	1	Kilo scale
	34100-41431	SPEEDOMETER ASSY	1	-	Kilo & Mile scale OPT to 34100-41432
	34100-41432	SPEEDOMETER ASSY	-	1	Kilo & Mile scale
1-1	34101-41400	.SPEEDOMETER ASSY	1	1	Kilo scale
1-2	34101-41430	.SPEEDOMETER ASSY	1	1	Kilo & Mile scale OPT
2	34170-41420	..SOCKET	1	1	
3	09471-06001	..BULB	1	1	6V, 1.7W
4	34951-41400	.BRACKET	1	1	
5-1	34955-16420	.CUSHION	2	-	
5-2	34189-41400	.CUSHION	-	2	to 34910-41501
6	34973-18620	.WASHER	2	2	
7	34972-25721	.SPACER	2	2	
8	08310-11068	.NUT	2	2	
9-1	34910-41500	CABLE ASSY, speedometer	1	-	to 34910-41501
9-2	34910-41501	CABLE ASSY, speedometer	-	1	


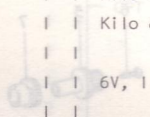
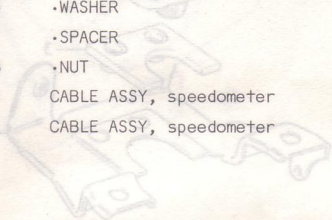
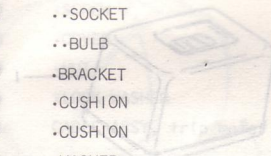


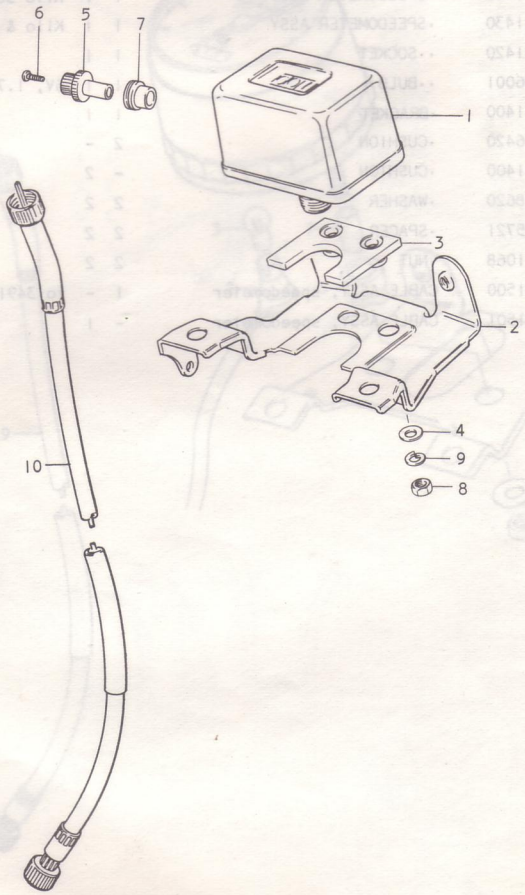
FIG.16 TRIP METER

Remarks

Description

Part No.

Part No.	Description	Quantity	Remarks
41401	SPEEDOMETER ASSY	1	Kilo scale, to 24100-41402
41402	SPEEDOMETER ASSY	1	Kilo scale
41431	SPEEDOMETER ASSY	1	Kilo & Mile scale OPT
41432	SPEEDOMETER ASSY	1	Kilo & Mile scale to 24100-41432
41400	SPEEDOMETER ASSY	1	Kilo scale
41430	SPEEDOMETER ASSY	1	Kilo & Mile scale OPT



Ref.No.	Part No.	Description	Q'ty		Remarks
			C	N	
	34720-41411	TRIP METER ASSY	1	-	Mile scale
1	34721-41411	•TRIP METER	1	-	
2	34725-41411	•BRACKET	1	-	
3	34726-41410	•CUSHION	1	-	
4	34727-41410	•WASHER	2	-	
5	34124-32610	•KNOB	1	-	OPT
6	34125-32610	•SCREW	1	-	6V, 15/15W
7	34126-41410	•COVER	1	-	
8	08310-11048	•NUT	2	-	
9	08321-21048	•LOCK WASHER	2	-	
10	34910-41500	CABLE ASSY, trip meter	1	-	to 34910-41501

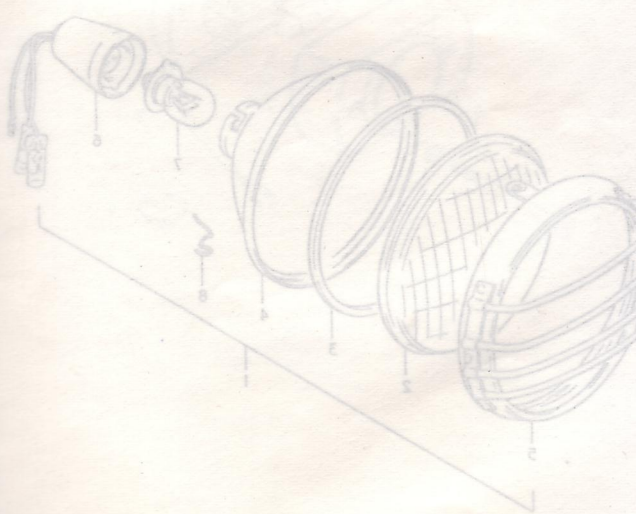
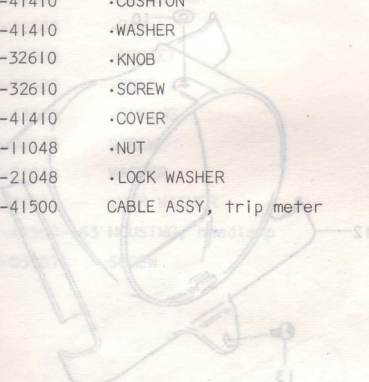
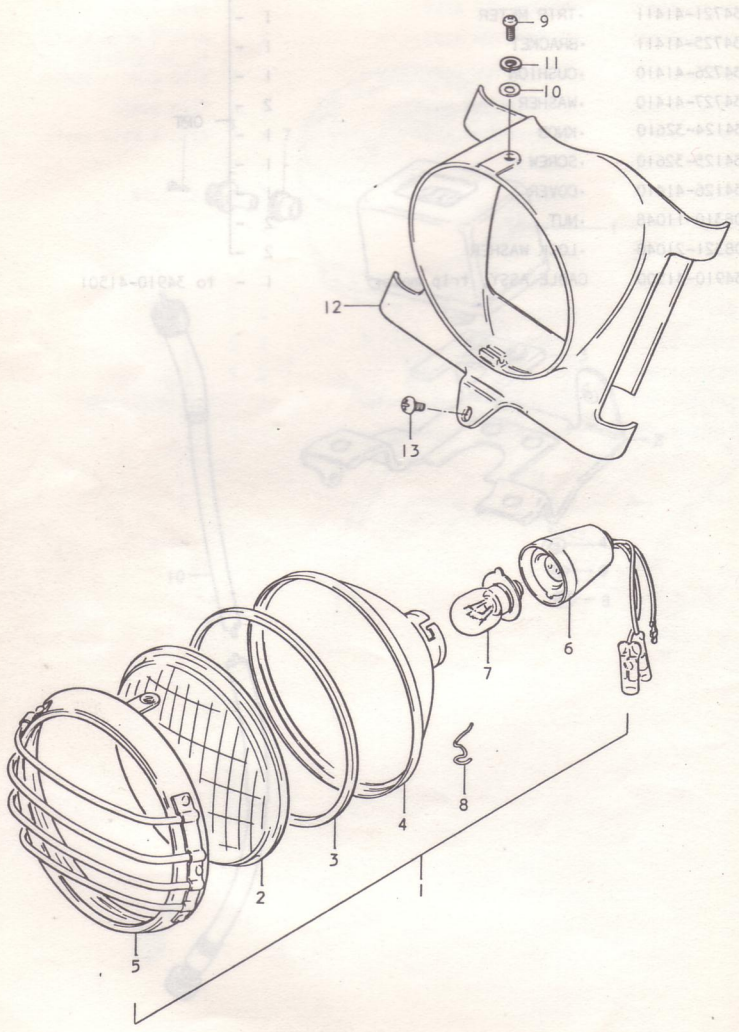
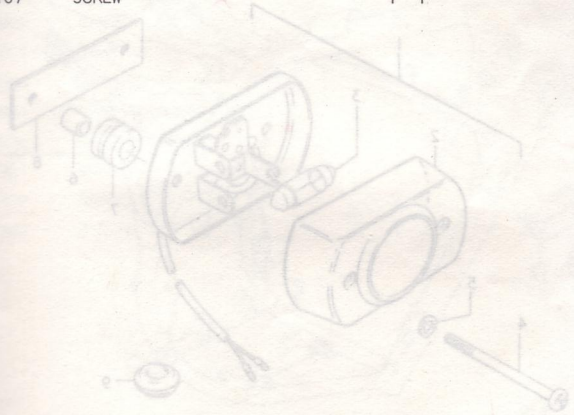


FIG. 17 HEADLAMP

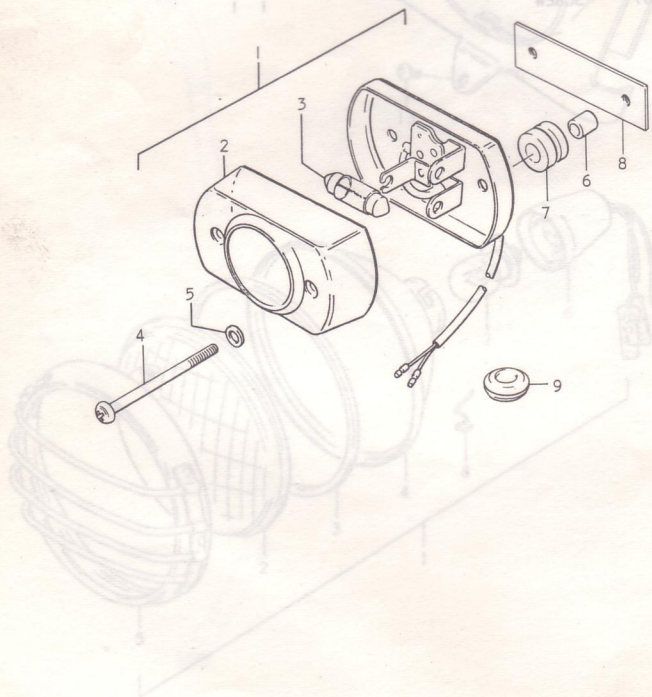


Ref. No.	Part No.	Description	Q'ty		Remarks
			C	N	
1	35100-41500	HEADLAMP ASSY	1	1	
2	35124-41500	• LENS	1	1	
3	35125-43020	• GASKET	1	1	6V, 3W
4	35123-41500	• REFLECTOR	1	1	
5	35111-41500	• RIM	1	1	
6	35171-41500	• SOCKET	1	1	
7	09471-06022	• BULB	1	1	6V, 15/15W
8	35128-43020	• SPRING	3	3	
9	02112-04128	SCREW	1	1	
10	08322-21048	WASHER	1	1	
11	08321-21048	LOCK WASHER	1	1	
12	51811-41500-163	HOUSING, headlamp	1	1	
13	02142-05107	SCREW	1	1	



EV. 12/13W

1	32100-41200	HEADLAMP ASSY
2	32124-41200	LENS
3	32123-42020	GASKET
4	32122-41200	REFLECTOR
5	32111-41200	RTW
6	32171-41200	SOCKET
7	09471-08023	BULB
8	32128-43020	SPRING
9	02112-04128	SCREW
10	08223-21048	WASHER
11	08221-21048	LOCK WASHER
12	21811-41200	HOUSING HEADLAMP
13	02143-02107	SCREW



Ref.No.	Part No.	Description	Q'ty C	Q'ty N	Remarks
1	35710-41430	LAMP ASSY, rear combination	1	1	
2	35712-41410	-LENS	2	2	
3	09471-06012	-BULB	1	1	6V, 5W
4	35723-41430	-SCREW	2	2	
5	35727-03010	-WASHER	2	2	8.5x25x1.2
6	09306-04002	SPACER	2	2	8.5x32x1.2
7	09320-08001	CUSHION	2	2	8x15.2x7
8	35793-41400	PLATE	1	1	
9	09308-08001	GROMMET	2	2	

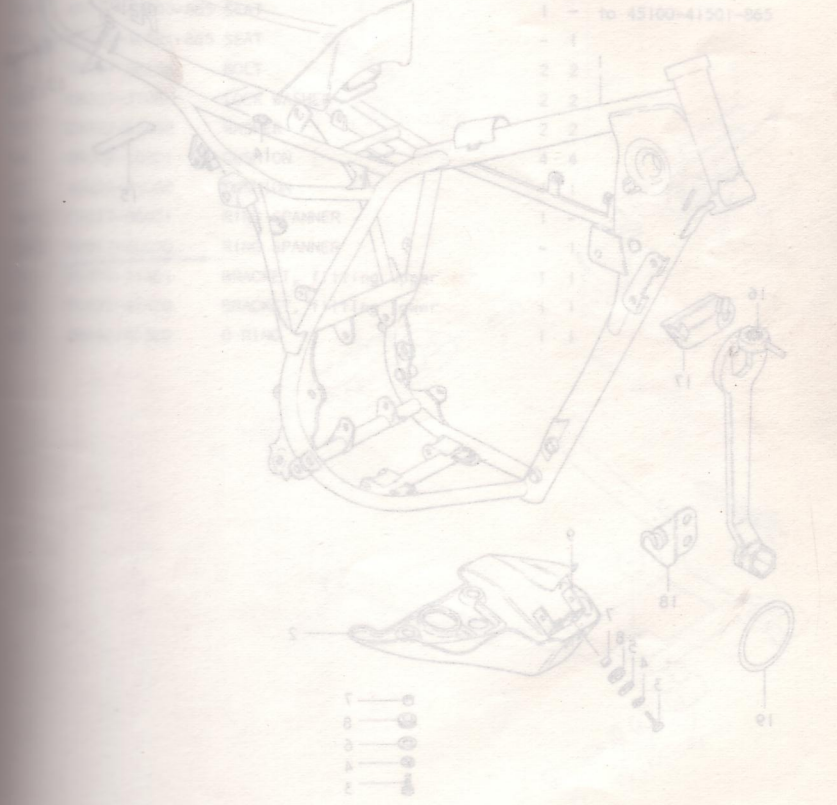
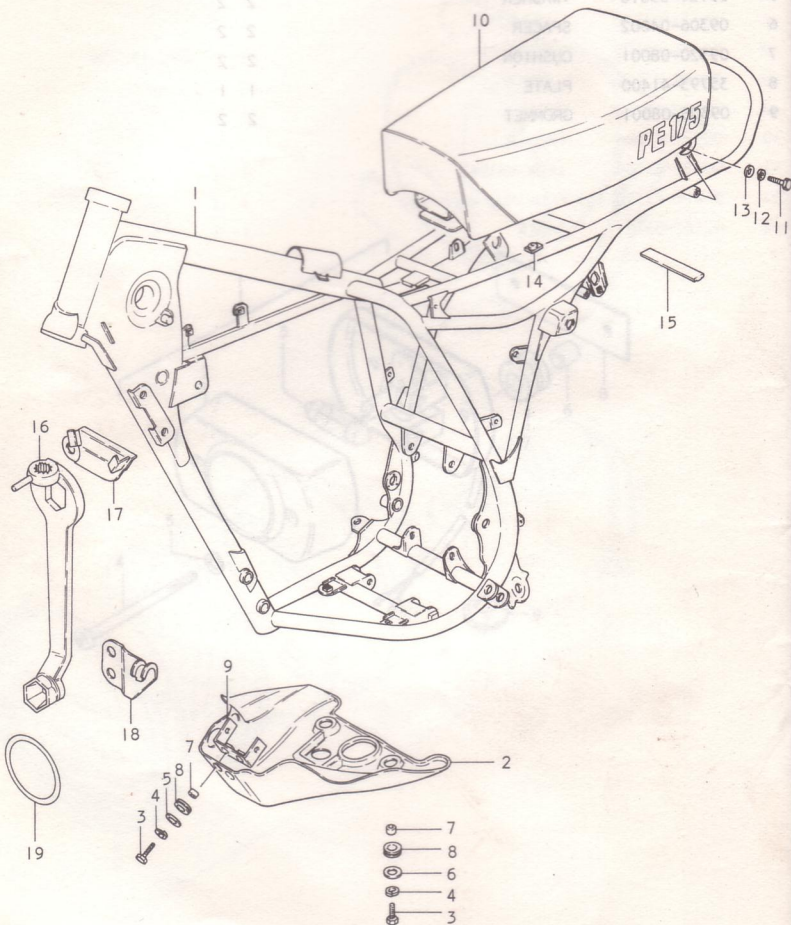
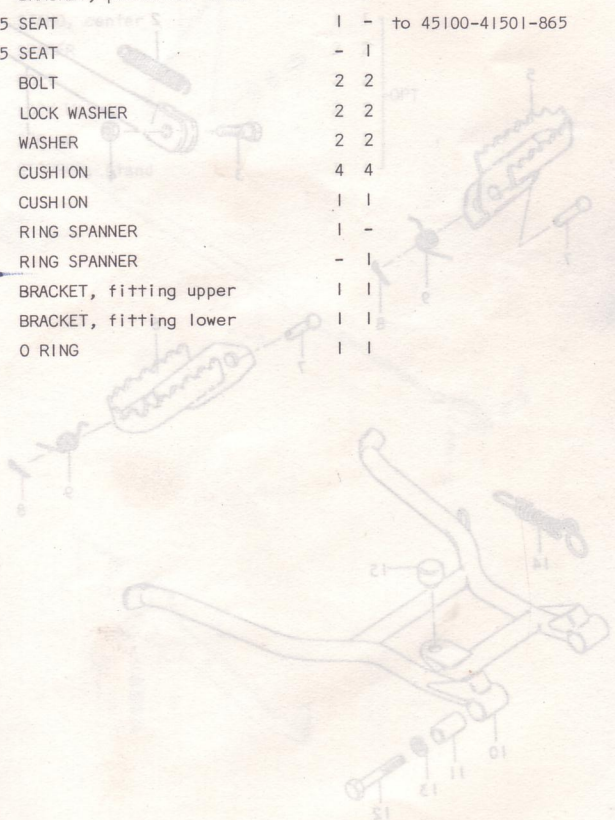


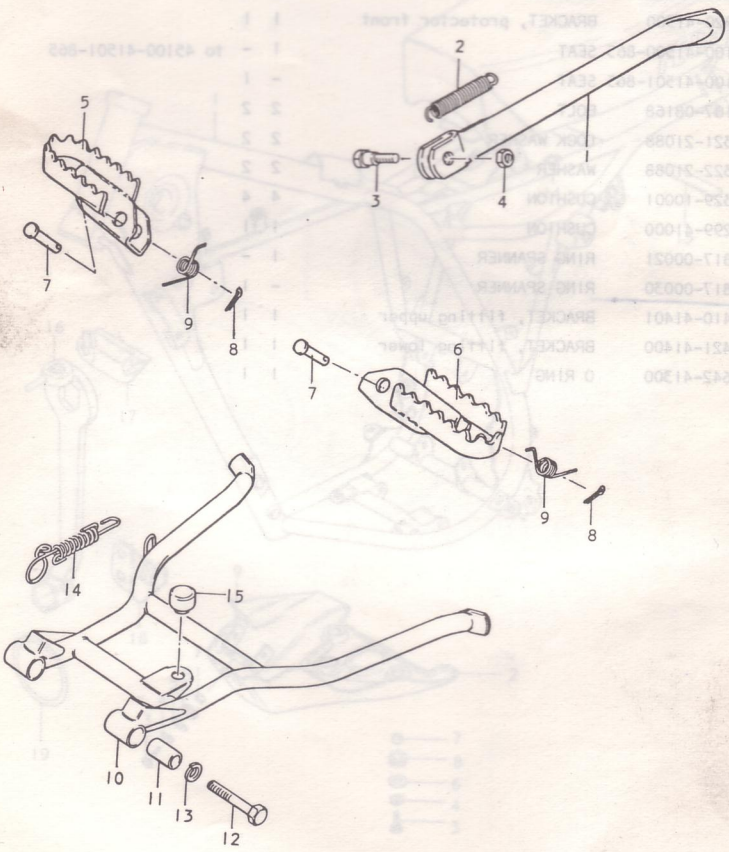
FIG.19 FRAME - SEAT



Ref.No.	Part No.	Description	Q'ty		Remarks
			C	N	
1	41100-41500-019	FRAME	1	1	
2	11910-41500	PROTECTOR, engine	1	1	
3	01107-08208	BOLT	4	4	10x30
4	08321-21088	LOCK WASHER	4	4	
5	09160-08032	WASHER	2	2	8.5x26x1.2
6	09160-08028	WASHER	2	2	8.5x32x1.2
7	09180-08030	SPACER	4	4	8x15.2x7
8	09320-12011	CUSHION	4	4	
9	11920-41500	BRACKET, protector front	1	1	
10-1	45100-41500-865	SEAT	1	-	to 45100-41501-865
10-2	45100-41501-865	SEAT	-	1	
11	01107-08168	BOLT	2	2	
12	08321-21088	LOCK WASHER	2	2	
13	08322-21088	WASHER	2	2	
14	09329-10001	CUSHION	4	4	
15	45299-41000	CUSHION	1	1	
16-1	09817-00021	RING SPANNER	1	-	
16-2	09817-00030	RING SPANNER	-	1	
17	96410-41401	BRACKET, fitting upper	1	1	
18	96421-41400	BRACKET, fitting lower	1	1	
19	58642-41300	O RING	1	1	



1	1	41100-41200-019	FRAME
1	1	11210-41300	PROTECTOR, engine
4	4	01107-08208	BOLT
4	4	08221-21088	LOCK WASHER
2	2	09180-08025	WASHER
2	2	09180-08028	WASHER
4	4	09180-08030	SPACER
4	4	09228-12011	CUSHION
1	1		BRACKET, protector front



Ref.No.	Part No.	Description	Q'ty		Remarks
			C	N	
1	42310-41500	STAND, prop	1	1	
2	09443-17007	SPRING	1	1	
3	09100-10067	BOLT	1	1	10x30
4	08310-22108	NUT	1	1	6x25
5	43550-29300	FOOTREST, RH	1	1	
6	43560-29300	FOOTREST, LH	1	1	
7	09200-10008	PIN	2	2	
8	04111-25208	COTTER PIN	2	2	
9	09448-15004	SPRING	2	2	
10	42100-41400	STAND, center	1	1	} OPT
11	09180-10001	SPACER	2	2	
12	01107-10508	BOLT	2	2	
13	08321-21108	LOCK WASHER	2	2	
14	62310-97001	SPRING	1	1	
15	09321-10002	STOPPER, stand	1	1	

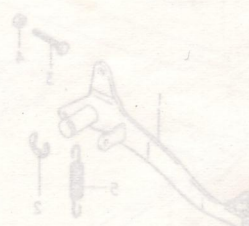



FIG. 21 REAR BRAKE

Remarks

Part No. Part No.

10x30

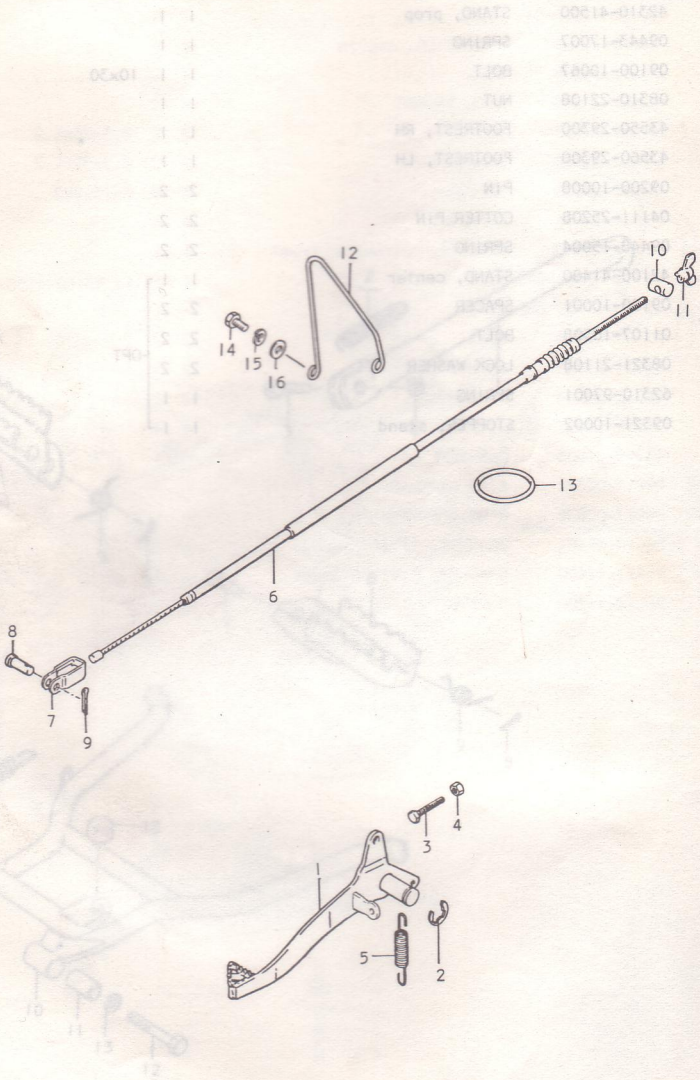
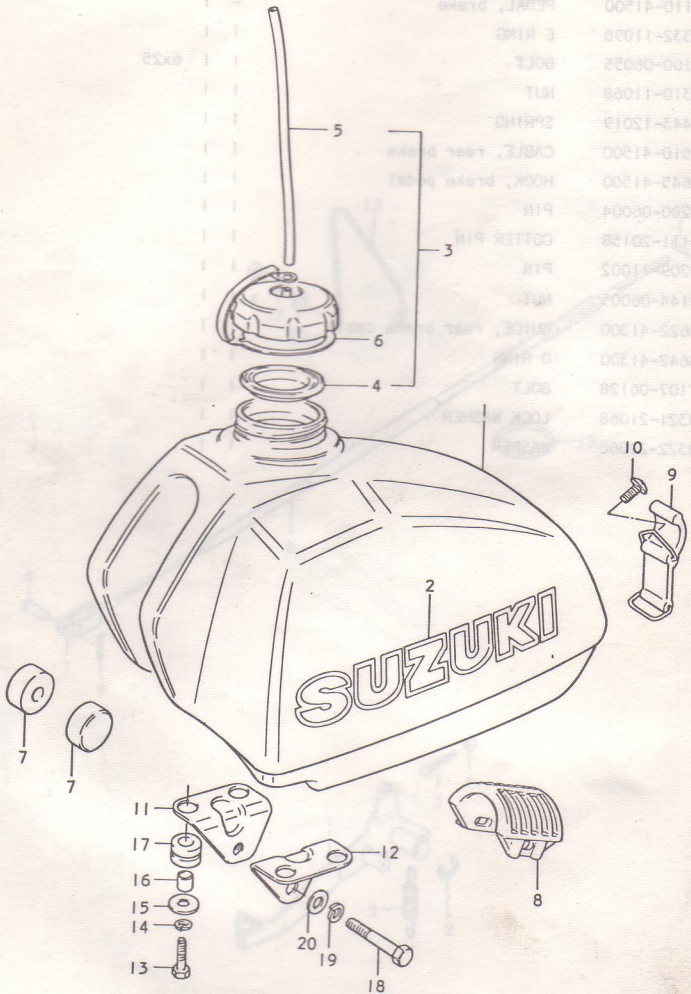
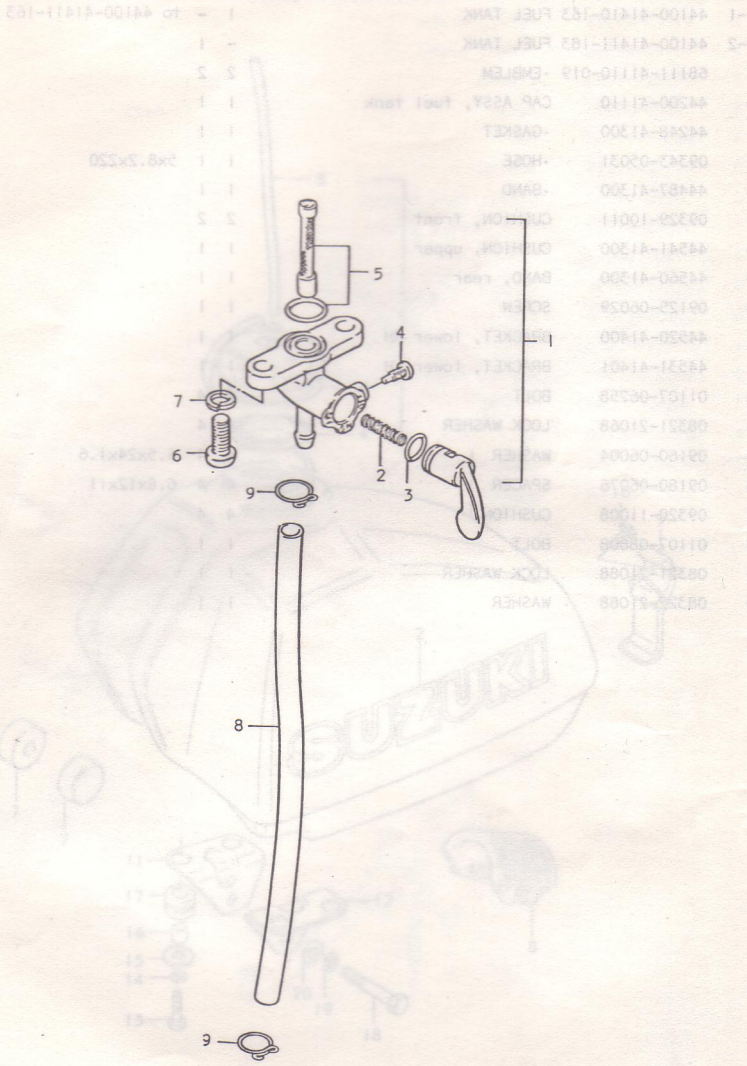


FIG.22 FUEL TANK



Ref.No.	Part No.	Description	Q'ty		Remarks
			C	N	
1-1	44100-41410-163	FUEL TANK	1	-	to 44100-41411-163
1-2	44100-41411-163	FUEL TANK	-	1	
2	68111-41110-019	•EMBLEM	2	2	
3	44200-41110	CAP ASSY, fuel tank	1	1	
4	44248-41300	•GASKET	1	1	
5	09343-05031	•HOSE	1	1	5x8.2x220
6	44487-41300	•BAND	1	1	
7	09329-10011	CUSHION, front	2	2	5x9x180
8	44541-41300	CUSHION, upper	1	1	15 09343-05137 5x9x300
9	44560-41300	BAND, rear	1	1	
10	09125-06029	SCREW	1	1	
11	44520-41400	BRACKET, lower RH	1	1	
12	44531-41401	BRACKET, lower LH	1	1	
13	01107-06258	BOLT	4	4	
14	08321-21068	LOCK WASHER	4	4	
15	09160-06004	WASHER	4	4	6.5x24x1.6
16	09180-06076	SPACER	4	4	6.8x12x11
17	09320-11008	CUSHION	4	4	
18	01107-08608	BOLT	1	1	
19	08321-21088	LOCK WASHER	1	1	
20	08322-21088	WASHER	1	1	

FIG. 23 FUEL COCK



No.	Part No.	Description	Remarks
1	44100-41410-1B3	FUEL TANK	
2	44100-41411-1B3	FUEL TANK	
3	88111-41110-019	EMBLEM	
4	44300-41110	CAP ASSY, fuel tank	
5	44348-41300	GASKET	
6	09343-02031	HOSE	
7	44483-41300	BAND	
8	09359-10011	CLIP ON, front	
9	44341-41300	CLIP ON, upper	
10	44360-41300	BAND, rear	
11	09135-00039	SCREW	
12	44330-41400	BRACKET, lower	
13	44331-41401	BRACKET, lower	
14	01167-06328	BOLT	
15	08321-21088	LOCK WASHER	
16	09180-06004	WASHER	
17	09180-06016	SPACER	
18	09359-11008	CUSHION	
19	01107-06899	BOLT	
20	08321-21088	LOCK WASHER	
21	08321-21088	WASHER	

Ref.No.	Part No.	Description	Q'ty		Remarks
			C	N	
1	44300-41370	COCK ASSY, fuel	1	1	
2	44357-41370	·SPRING	1	1	
3	44353-41370	·O RING	1	1	
4	44343-41370	·SCREW	1	1	
5	44300-41810	·FILTER SET	1	1	
6	02112-06168	SCREW	2	2	
7	08321-21068	LOCK WASHER	2	2	
8-1	09343-05135	HOSE, fuel	1	-	5x9x180 to 09343-05137
8-2	09343-05137	HOSE, fuel	-	1	5x9x500
9	09401-08401	CLIP	2	2	

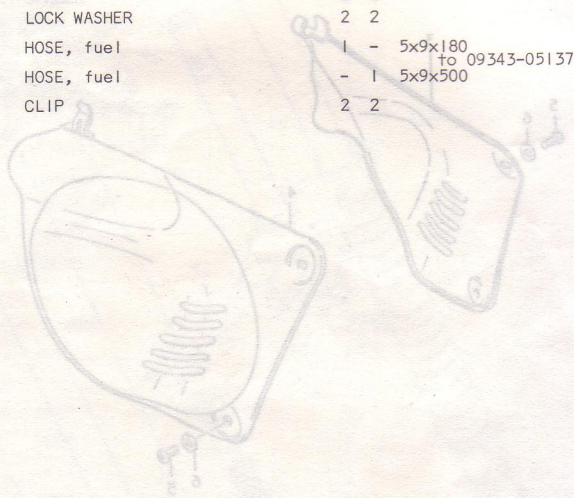
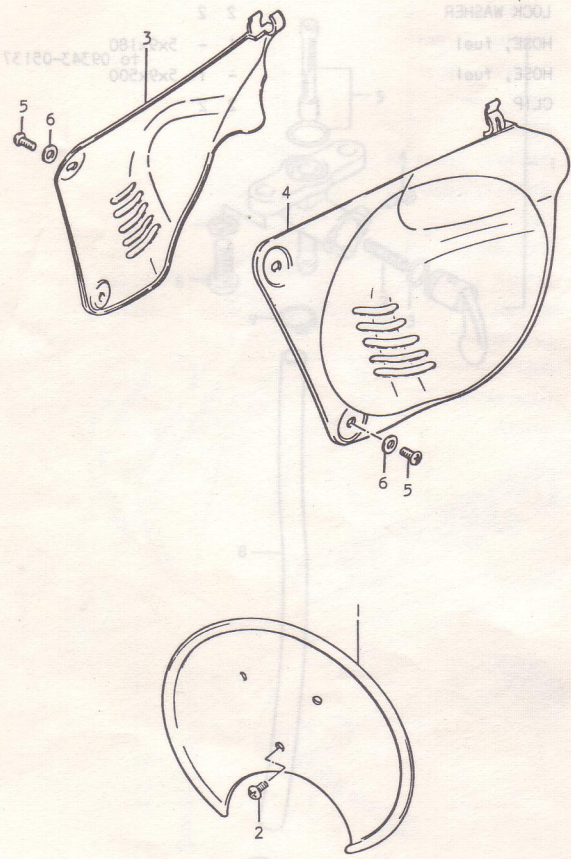


FIG.24 FRAME COVER

Remarks

Description

Part No. Ref.No.



Ref.No.	Part No.	Description	QTY	REMARKS
1	44300-41370	COVER ASSY, fuel	1	
2	44323-41370	-SPRING	1	
3	44323-41370	-O RING	1	
4	44343-41370	-SCREEN	1	
5	44300-41810	FILTER SET	1	
6	02112-00188	SCREW	2	
7	08321-21088	LOCK WASHER	2	
8-1	09343-02132	HOSE, fuel	2	2x1.80 to 09343-02132
8-2	09343-02132	HOSE, fuel	2	2x1.80 to 09343-02132
9	09401-08401	CLIP	2	

Ref.No.	Part No.	Description	Q'ty		Remarks
			C	N	
1	94911-41500	PLATE, front number	1	1	
2	02142-06108	SCREW	3	3	
3	47111-41300-163	COVER, frame RH	1	1	
4	47211-41301-163	COVER, frame LH	1	1	
5	02142-06127	SCREW	4	4	
6	09180-06048	SPACER	4	4	

FRONT FORK

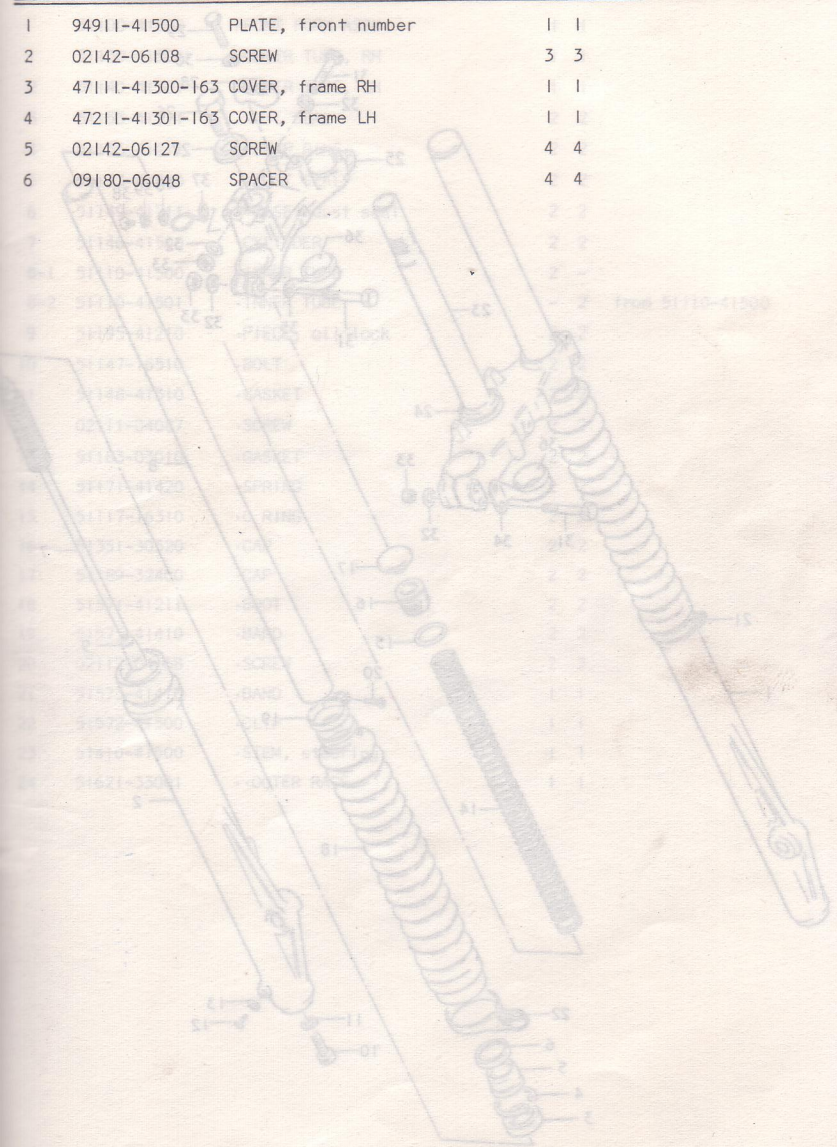
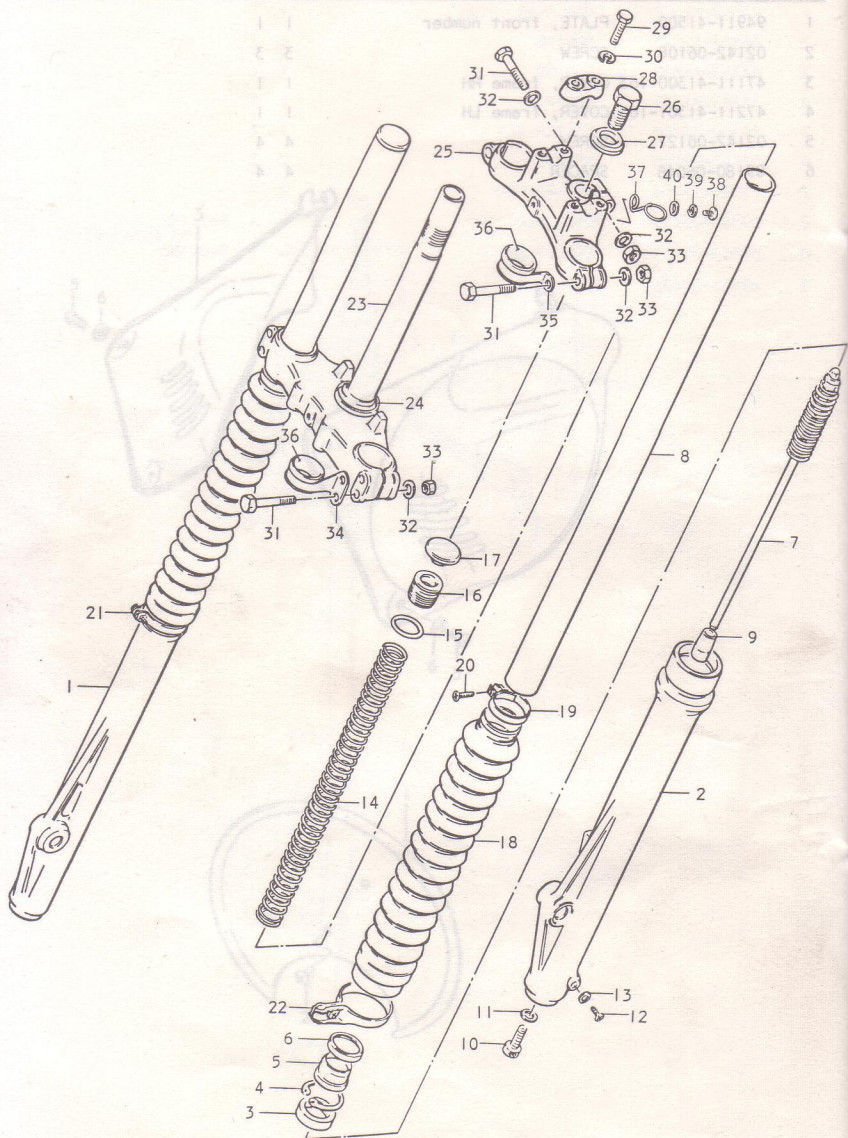
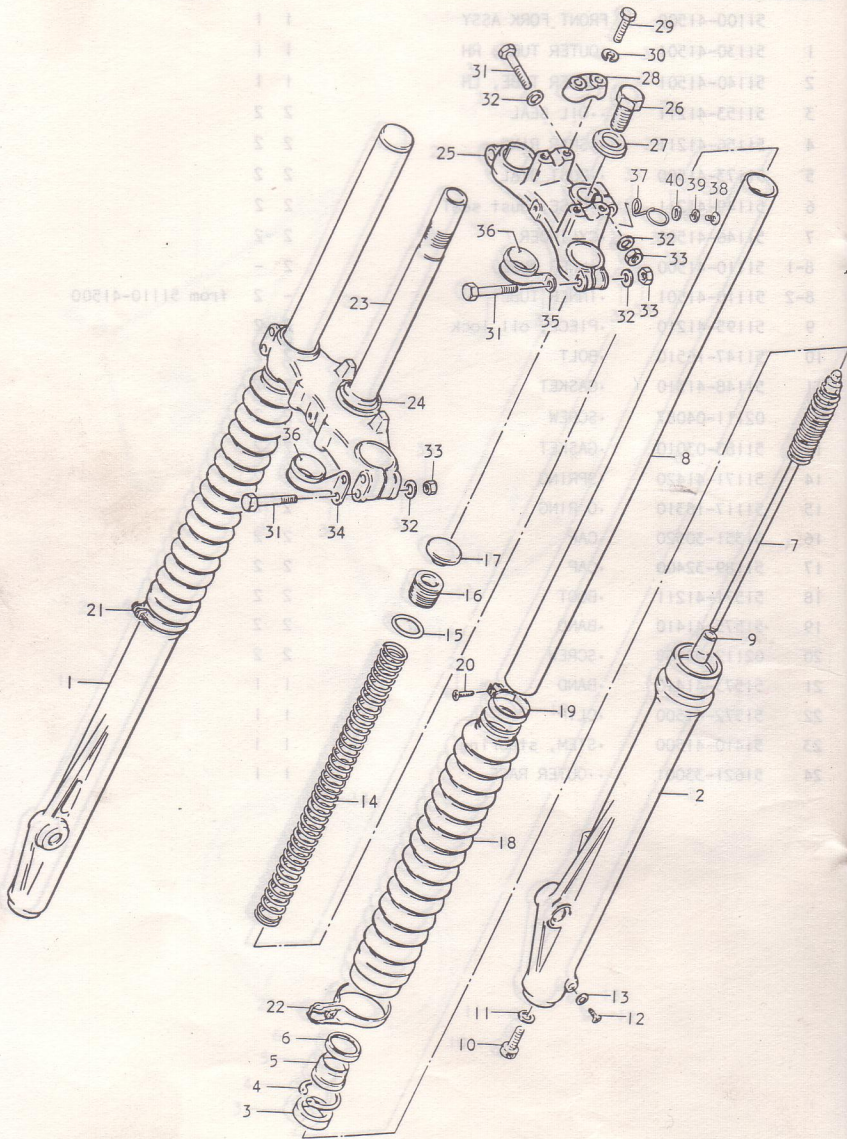


FIG. 25 FRONT FORK

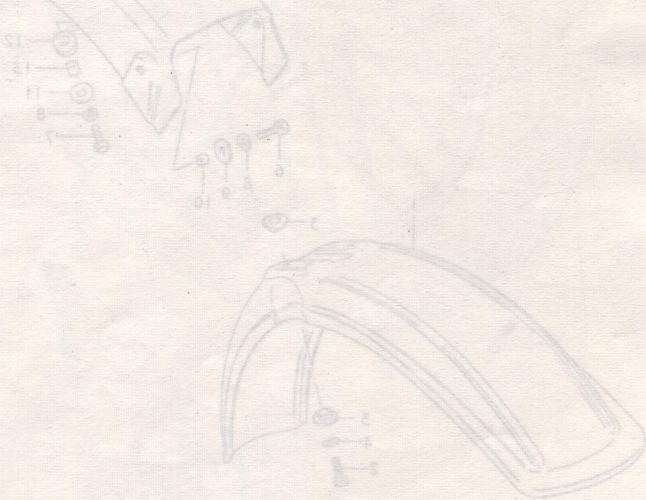


Ref.No.	Part No.	Description	Q'ty		Remarks
			C	N	
	51100-41500	FRONT FORK ASSY	1	1	
1	51130-41501	•OUTER TUBE, RH	1	1	
2	51140-41501	•OUTER TUBE, LH	1	1	
3	51153-41211	••OIL SEAL	2	2	
4	51156-41211	••SNAP RING	2	2	
5	51173-41500	••DUST SEAL	2	2	
6	51149-41211	••CASE, dust seal	2	2	
7	51146-41500	•CYLINDER	2	2	
8-1	51110-41500	•INNER TUBE	2	-	
8-2	51110-41501	•INNER TUBE	-	2	from 51110-41500
9	51195-41210	•PIECE, oil lock	2	2	
10	51147-16510	•BOLT	2	2	
11	51148-41310	•GASKET	2	2	
12	02111-04087	•SCREW	2	2	
13	51183-03010	•GASKET	2	2	
14	51171-41420	•SPRING	2	2	
15	51117-16310	•O RING	2	2	
16	51351-30520	•CAP	2	2	
17	51189-32400	•CAP	2	2	
18	51571-41211	•BOOT	2	2	
19	51575-41410	•BAND	2	2	
20	02112-04168	•SCREW	2	2	
21	51573-41410	•BAND	1	1	
22	51572-41500	•CLIP	1	1	
23	51410-41500	•STEM, steering	1	1	
24	51621-33001	••OUTER RACE	1	1	

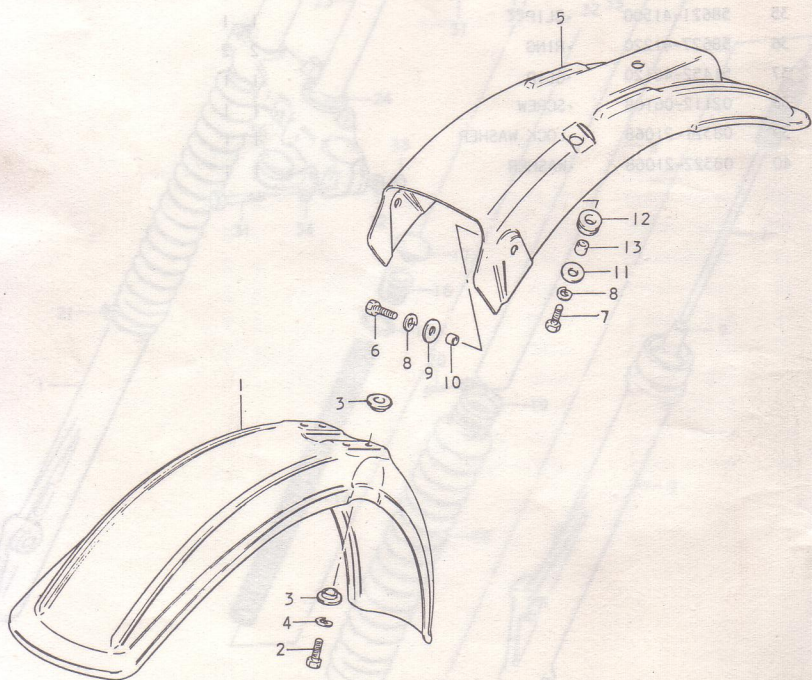
FIG. 25 FRONT FORK



Ref.No.	Part No.	Description	Q'ty		Remarks
			C	N	
25	51311-41500	•HEAD, steering stem	1	1	
26	51351-41310	•BOLT	1	1	
27	51356-41310	•WASHER	1	1	
28	56211-27100	•HOLDER, handle	2	2	
29	01107-08358	•BOLT	4	4	
30	08321-21088	•LOCK WASHER	4	4	
31	01107-08558	•BOLT	7	7	
32	08322-21088	•WASHER	11	11	
33	08310-12088	•NUT	7	7	
34	58621-41220	•CLIP	1	1	
35	58621-41500	•CLIP	1	1	
36	58627-41220	•RING	2	2	
37	51452-48120	•CLIP	1	1	
38	02112-06108	•SCREW	1	1	
39	08321-21068	•LOCK WASHER	1	1	
40	08322-21068	•WASHER	1	1	

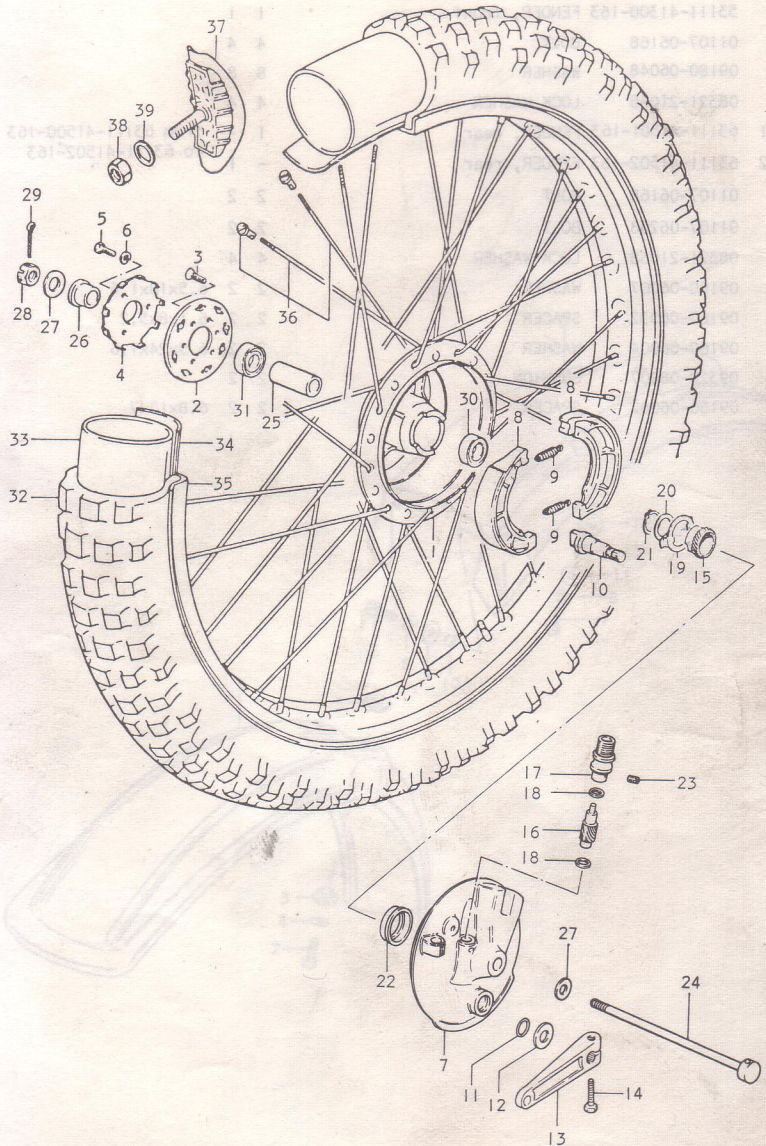


Ref.No.	Part No.	Description	QTY
25	21311-41500	HEAD, steering stem	1
26	21321-41310	BOLT	1
27	21322-41310	WASHER	1
28	26211-27100	HOLDER, handle	2
29	01107-09320	BOOT	4
30	08321-21088	LOCK WASHER	4
31	01107-09320	BOLT	7
32	08322-21088	WASHER	11
33	08310-20088	BOLT	2
34	08321-41520	CLIP	1
35	08321-41500	CLIP	1



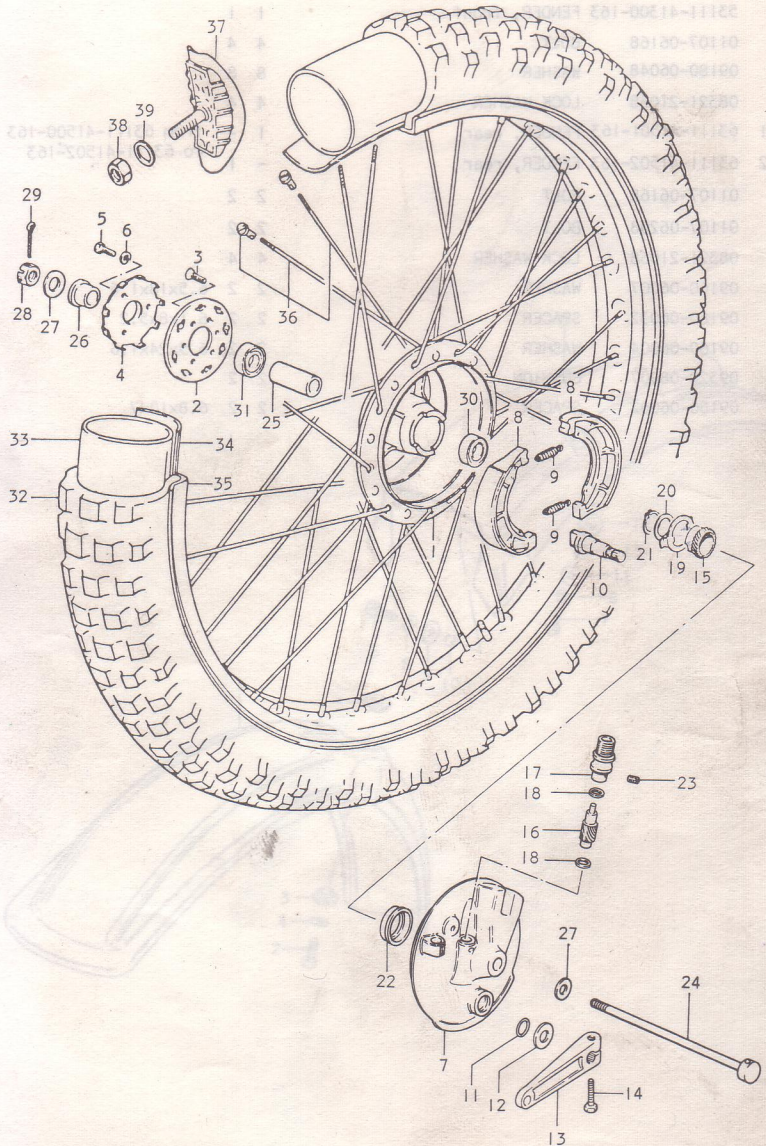
Ref.No.	Part No.	Description	Q'ty		Remarks
			C	N	
1	53111-41300-163	FENDER, front	1	1	
2	01107-06168	BOLT	4	4	
3	09180-06048	WASHER	8	8	
4	08321-21068	LOCK WASHER	4	4	
5-1	63111-41501-163	FENDER, rear	1	-	from 63111-41500-163
5-2	63111-41502-163	FENDER, rear	-	1	to 63111-41502-163
6	01107-06168	BOLT	2	2	
7	01107-06208	BOLT	2	2	
8	08321-21068	LOCK WASHER	4	4	
9	09160-06007	WASHER	2	2	6.5x18x1.6
10	09180-06032	SPACER	2	2	6.1x8x5.2
11	09160-06004	WASHER	2	2	6.5x24x1.6
12	09320-08007	CUSHION	2	2	
13	09180-06002	SPACER	2	2	6.8x10x7

FIG. 27 FRONT WHEEL



Ref.No.	Part No.	Description	Q'ty		Remarks
			C	N	
1	54110-41301	HUB, wheel	1	1	
2	54112-41301	HUB, flange, front RH	1	1	
3	02122-06168	SCREW	3	3	
4	54151-30500	HOLDER, hub bearing RH	1	1	
5	01107-06168	BOLT	3	3	
6	08321-21068	LOCK WASHER	3	3	
7-1	54210-41501	PANEL	1	-	to 54210-41502
7-2	54210-41502	PANEL	-	1	
8-1	54410-07002	SHOE, brake	2	-	
8-2	54410-41500	SHOE, brake	-	2	
9	09443-07001	SPRING	2	2	
10	54441-41300	CAM, brake	1	1	
11	09280-12001	O RING	1	1	
12	09160-12011	WASHER	1	1	12.5x20x1
13	54451-41500	LEVER, brake cam	1	1	
14	01107-06258	BOLT	1	1	
15	54611-41500	GEAR, speedometer	1	1	NT:27
16	54621-41500	PINION, speedometer	1	1	NT:9
17	54632-01001	BUSH	1	1	
18	09160-05001	THRUST WASHER	2	2	5.1x9x0.4
19	54661-29300	DRIVER	1	1	
20	09160-18002	THRUST WASHER	1	1	18.5x24x1
21	08331-11189	CIRCLIP	1	1	
22	09285-43001	OIL SEAL	1	1	
23	09134-03101	SCREW	1	1	

FIG. 27 FRONT WHEEL




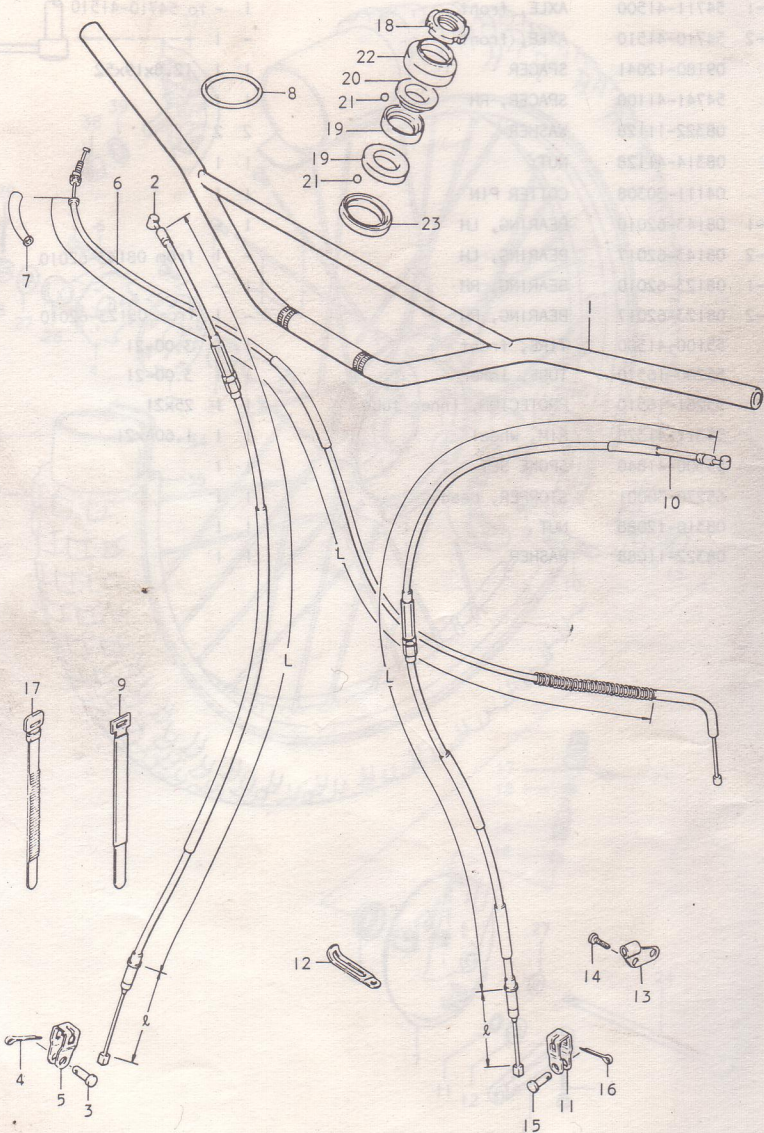



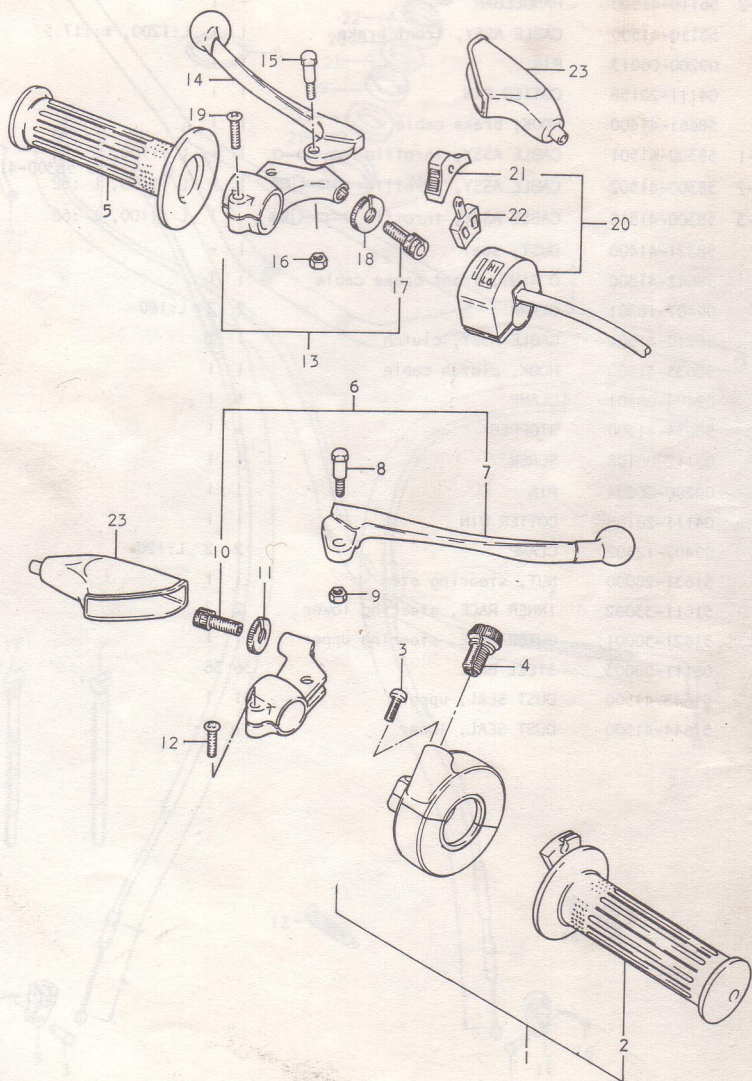
Ref.No.	Part No.	Description	Q'ty		Remarks
			C	N	
24-1	54711-41500	AXLE, front	1	-	to 54710-41510 
24-2	54710-41510	AXLE, front	-	1	----->
25	09180-12041	SPACER	1	1	12.8x19x52
26	54741-41100	SPACER, RH	1	1	
27	08322-11128	WASHER	2	2	
28	08314-41128	NUT	1	1	
29	04111-30308	COTTER PIN	1	1	
30-1	08143-62010	BEARING, LH	1	-	
30-2	08143-62017	BEARING, LH	-	1	from 08143-62010
31-1	08123-62010	BEARING, RH	1	-	
31-2	08123-62017	BEARING, RH	-	1	from 08123-62010
32	55100-41500	TIRE, front	1	1	3.00-21
33	55200-16510	TUBE, inner	1	1	3.00-21
34	55261-16510	PROTECTOR, inner tube	1	1	25x21
35	55311-41320	RIM, wheel	1	1	1.60Ax21
36	55300-41840	SPOKE SET	1	1	
37	65270-30001	STOPPER, bead	1	1	
38	08310-12088	NUT	1	1	
39	08322-11088	WASHER	1	1	

FIG. 28 HANDLEBAR



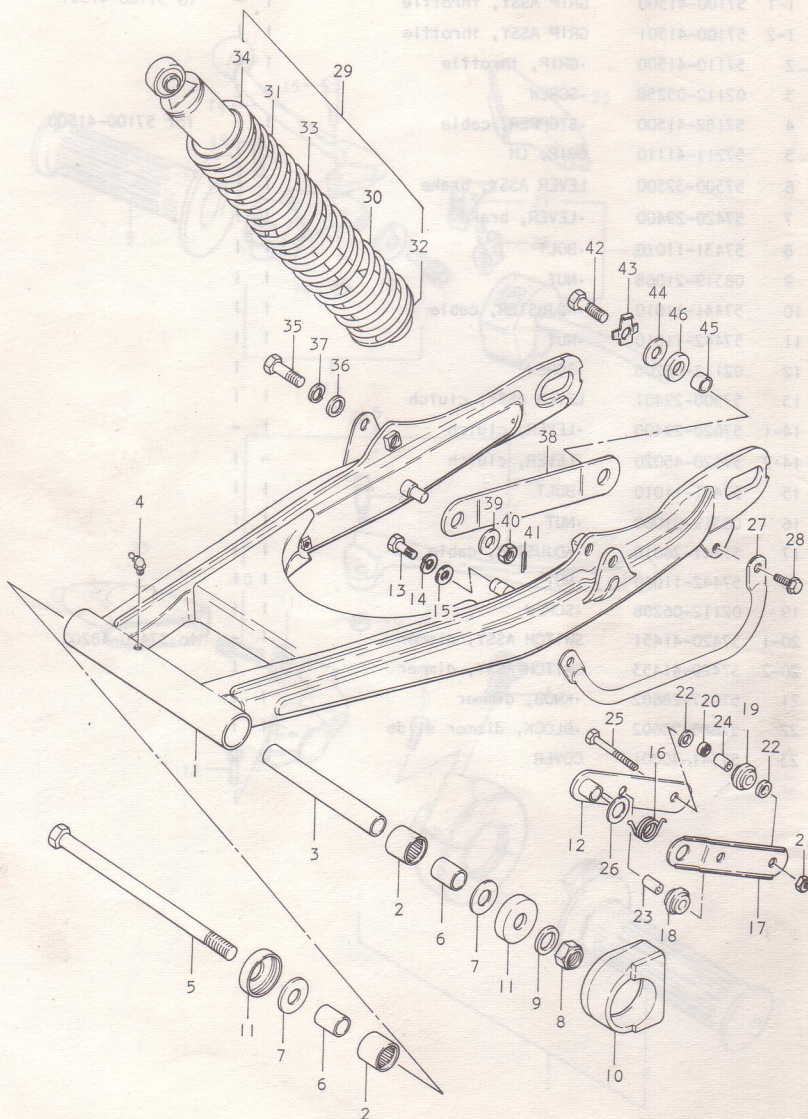
Ref.No.	Part No.	Description	Q'ty		Remarks
			C	N	
1-1	56110-41311	HANDLEBAR	1	-	
1-2	56110-41500	HANDLEBAR	-	1	
2	58110-41500	CABLE ASSY, front brake	1	1	L:1200, L:117.5
3	09200-06013	PIN	1	1	
4	04111-20158	COTTER PIN	1	1	
5	58661-41400	HOOK, brake cable	1	1	
6-1	58300-41501	CABLE ASSY, throttle 	1	-	L :1100, L :82
6-2	58300-41502	CABLE ASSY, throttle 	1	-	L :1100, L :82 to 58300-41502
6-3	58300-41510	CABLE ASSY, throttle 	-	1	L :1100, L :66
7	58321-41400	DUST, seal	1	-	
8	58642-41300	O RING, front brake cable	1	1	
9	09407-18301	CLAMP	2	2	L:180
10	58210-41501	CABLE ASSY, clutch	1	1	
11	58635-41400	HOOK, clutch cable	1	1	
12	09404-06401	CLAMP	1	1	
13	58634-41300	STOPPER	1	1	
14	02112-06108	SCREW	1	1	
15	09200-06004	PIN	1	1	
16	04111-20158	COTTER PIN	1	1	
17	09407-12402	CLAMP	2	2	L:120
18	51631-28000	NUT, steering stem	1	1	
19	51611-33002	INNER RACE, steering lower	2	2	
20	51621-30001	OUTER RACE, steering upper	1	1	
21	06111-08003	STEEL BALL	36	36	
22	51643-41500	DUST SEAL, upper	1	1	
23	51644-41500	DUST SEAL, lower	1	1	



Ref.No.	Part No.	Description	Q'ty		Remarks
			C	N	
1-1	57100-41500	GRIP ASSY, throttle	1	-	to 57100-41501
1-2	57100-41501	GRIP ASSY, throttle	1	1	
2	57110-41500	•GRIP, throttle	1	1	
3	02112-05258	•SCREW	2	2	
4	57182-41500	•STOPPER, cable	1	-	for 57100-41500
5	57211-41110	GRIP, LH	1	1	
6	57300-32500	LEVER ASSY, brake	1	1	
7	57420-29400	•LEVER, brake	1	1	
8	57431-11010	•BOLT	1	1	
9	08319-21068	•NUT	1	1	
10	57441-11010	•ADJUSTER, cable	1	1	
11	57442-11010	•NUT	1	1	
12	02112-06208	•SCREW	1	1	
13	57500-29401	LEVER ASSY, clutch	1	1	
14-1	57620-29400	•LEVER, clutch	1	-	
14-2	57620-45020	•LEVER, clutch	-	1	
15	57431-11010	•BOLT	1	1	
16	08319-21068	•NUT	1	1	
17	57441-26010	•ADJUSTER, cable	1	1	
18	57442-11010	•NUT	1	1	
19	02112-06208	•SCREW	1	1	
20-1	37420-41451	SWITCH ASSY, dimmer	1	-	to 37420-48200
20-2	37420-41453	SWITCH ASSY, dimmer	-	1	
21	57617-28602	•KNOB, dimmer	1	1	
22	57680-28602	•BLOCK, dimmer slide	1	1	
23	57341-40001	COVER	2	2	

Ref.No.	Part No.	Description	Qty C	Remarks
1	61101-41831-019	REAR SWINGING ARM SET	1	
2	09263-17011	·BEARING	2	
3	61282-41300	·SPACER, center	1	
4	08351-31008	·GREASE NIPPLE	1	
5	61211-41301	SHAFT, pivot	1	
6	61251-41300	SPACER	2	
7	08211-12281	THRUST WASHER	2	
8	08319-21128	NUT	1	
9	08322-11128	WASHER	1	
10	61273-41310	BUFFER, chain defense	1	
11	61262-41500	COVER	2	
12	61350-41301	TENSIONER, chain	1	
13	01107-06128	BOLT	1	
14	08321-21068	LOCK WASHER	1	
15	09160-06007	WASHER	1	6.5x18x1.6
16	09448-25003	SPRING	1	
17	61352-41301	PLATE, chain tensioner	1	
18	61345-41100	ROLLER, upper	1	
19	61345-41501	ROLLER, lower	1	
20	09263-10007	BEARING	1	
21	08319-21068	NUT	2	
22	09284-10004	OIL SEAL	2	
23	09180-06067	SPACER, upper	1	6.5x10.5x22.5
24	09180-06075	SPACER, lower	1	6.2x10x22.5
25	01107-06358	BOLT	2	
26	08322-11168	WASHER, chain tensioner	1	
27	61391-41500	GUARD, tensioner	1	
28	01517-08128	BOLT	2	

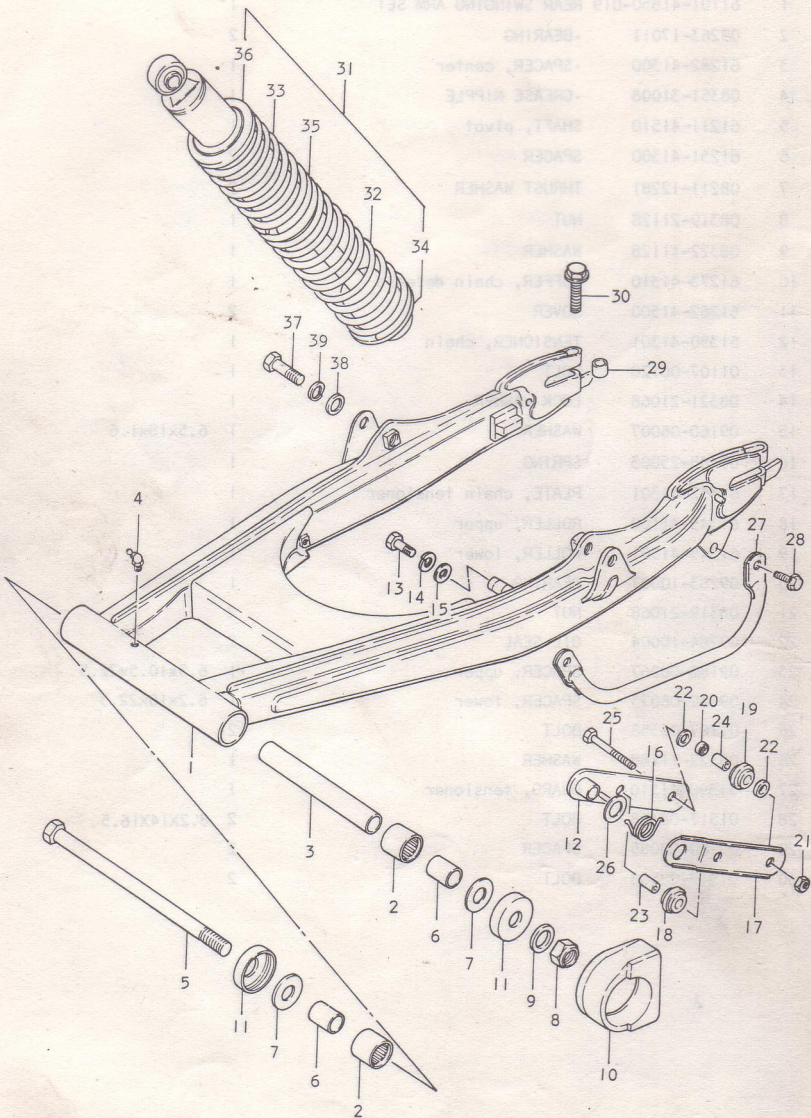
FIG. 30 REAR SWINGING ARM (PE175C)



Ref.No.	Part No.	Description	Q'ty C	Remarks
29	62100-41500	SHOCK ABSORBER ASSY, rear	2	
30	62211-41500	·SPRING, No.1	2	
31	62212-41500	·SPRING, No.2	2	
32	62225-40600	·GUIDE, spring	2	
33	62221-41650	·GUIDE, spring center	2	
34	62191-41650	·SEAT, spring	2	
35	09100-10096	BOLT	4	10x40.5
36	08322-11108	WASHER	4	
37	08321-21108	LOCK WASHER	4	
38	64311-41500	TORQUE LINK, rear	1	
39	09160-10013	WASHER	1	10.1x21x2.3
40	08310-22108	NUT	1	
41	04111-20208	COTTER PIN	1	
42	09119-10012	BOLT	1	
43	64333-41500	WASHER	1	
44	09160-10028	WASHER	1	10.2x27x1.6
45	09180-10026	SPACER	1	10.1x13x7
46	09161-14006	CUSHION	1	

Ref.No.	Part No.	Description	Q'ty N	Remarks
1	61101-41850-019	REAR SWINGING ARM SET	1	
2	09263-17011	.BEARING	2	
3	61282-41300	.SPACER, center	1	
4	08351-31008	.GREASE NIPPLE	1	
5	61211-41510	SHAFT, pivot	1	
6	61251-41300	SPACER	2	
7	08211-12281	THRUST WASHER	2	
8	08319-21128	NUT	1	
9	08322-11128	WASHER	1	
10	61273-41310	BUFFER, chain defense	1	
11	61262-41500	COVER	2	
12	61350-41301	TENSIONER, chain	1	
13	01107-06128	BOLT	1	
14	08321-21068	LOCK WASHER	1	
15	09160-06007	WASHER	1	6.5x18x1.6
16	09448-25003	SPRING	1	
17	61352-41301	PLATE, chain tensioner	1	
18	61345-41100	ROLLER, upper	1	
19	61345-41501	ROLLER, lower	1	
20	09263-10007	BEARING	1	
21	08319-21068	NUT	2	
22	09284-10004	OIL SEAL	2	
23	09180-06067	SPACER, upper	1	6.5x10.5x22.5
24	09180-06075	SPACER, lower	1	6.2x10x22.5
25	01107-06358	BOLT	2	
26	08322-11168	WASHER	1	
27	61390-41510	GUARD, tensioner	1	
28	01517-08168	BOLT	2	8.2X14X16.5
29	09180-08085	SPACER	2	
30	01517-08508	BOLT	2	

FIG. 31 REAR SWINGING ARM (PE175N)



Ref.No. Part No. Description Q'ty N Remarks

31	62100-41500	SHOCK ABSORBER ASSY, rear	2	
32	62211-41500	•SPRING, No.1	2	
33	62212-41500	•SPRING, No.2	2	
34	62225-40600	•GUIDE, spring	2	
35	62221-41650	•GUIDE, spring center	2	
36	62191-41650	•SEAT, spring	2	
37	09100-10096	BOLT	4	10x40.5
38	08322-11108	WASHER	4	
39	08321-21108	LOCK WASHER	4	

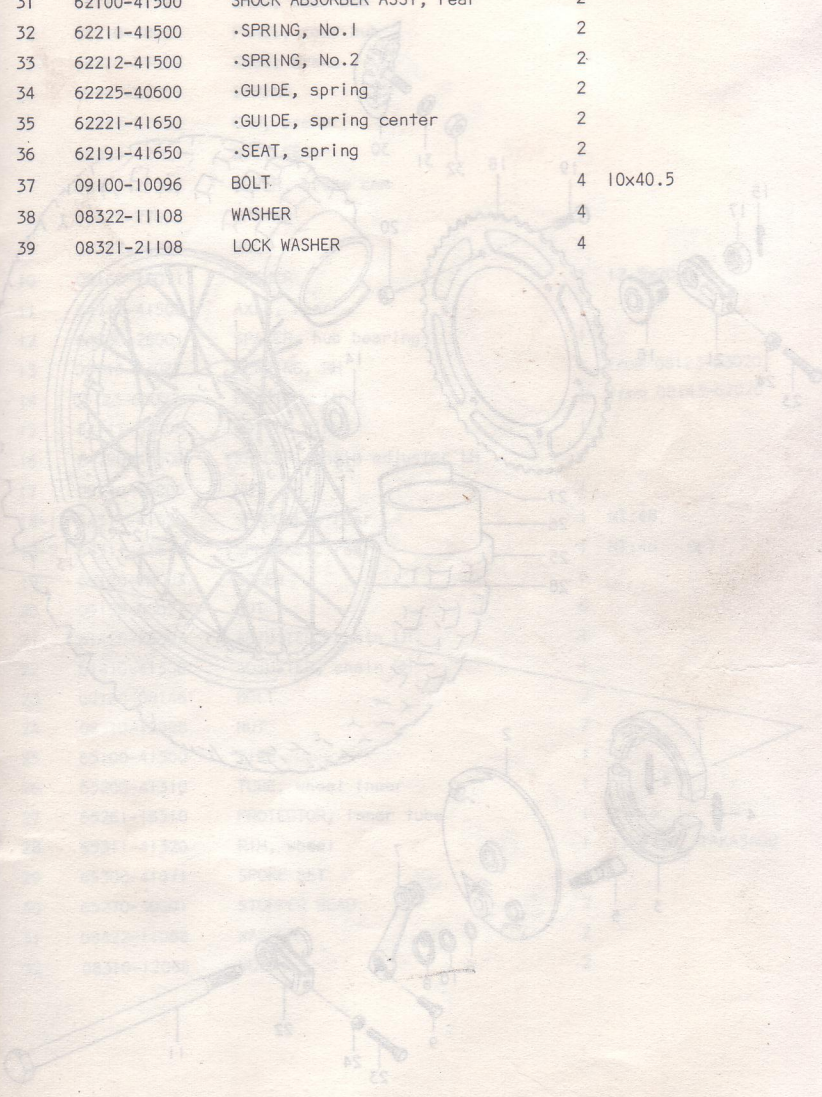
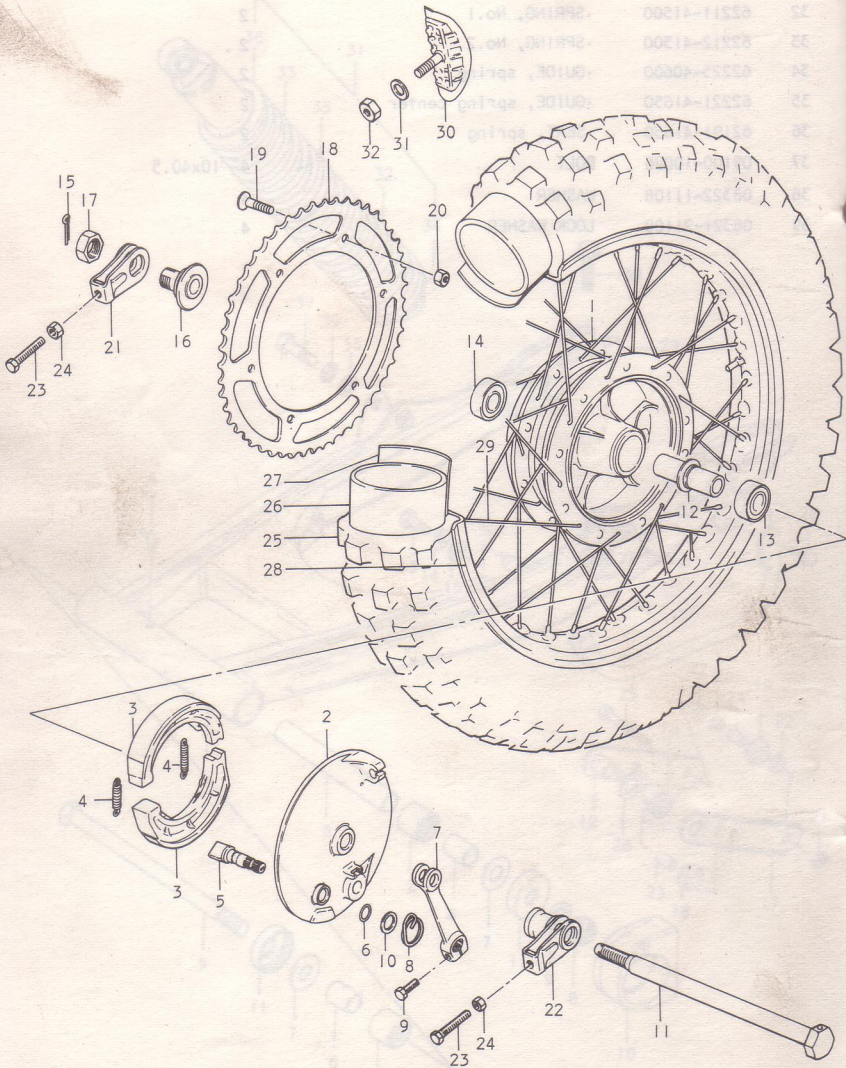
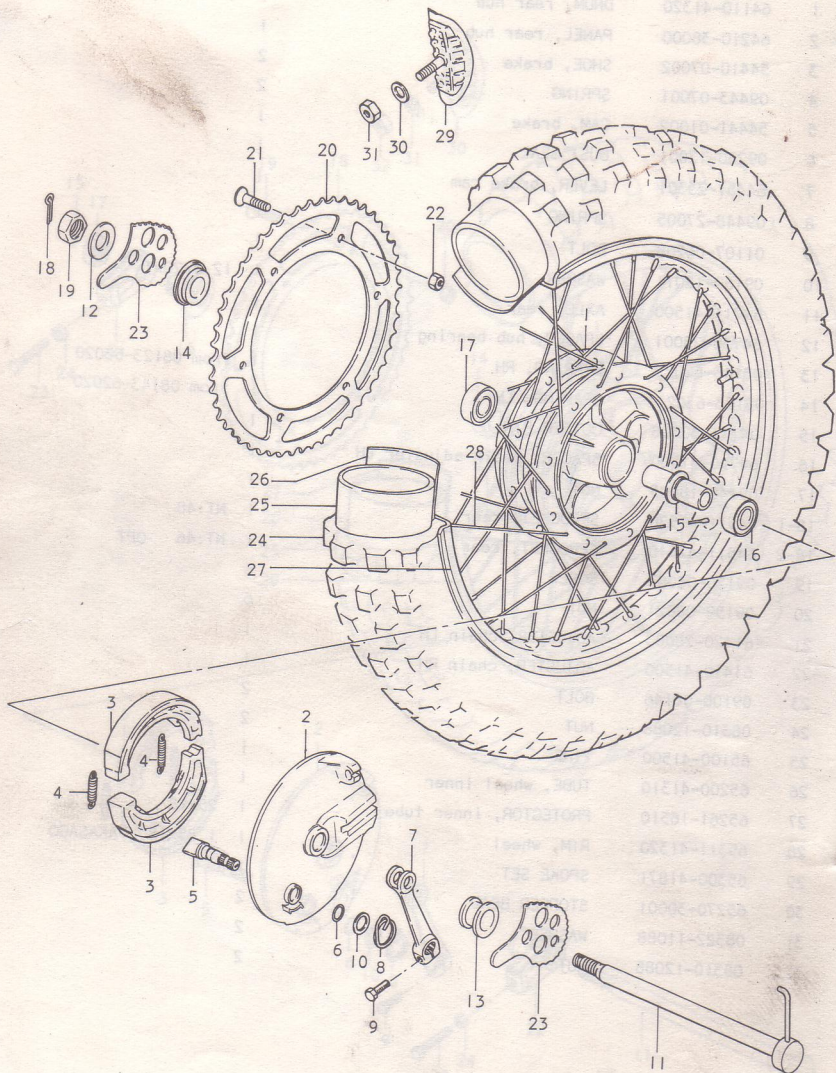


FIG. 32 REAR WHEEL (PE175C)



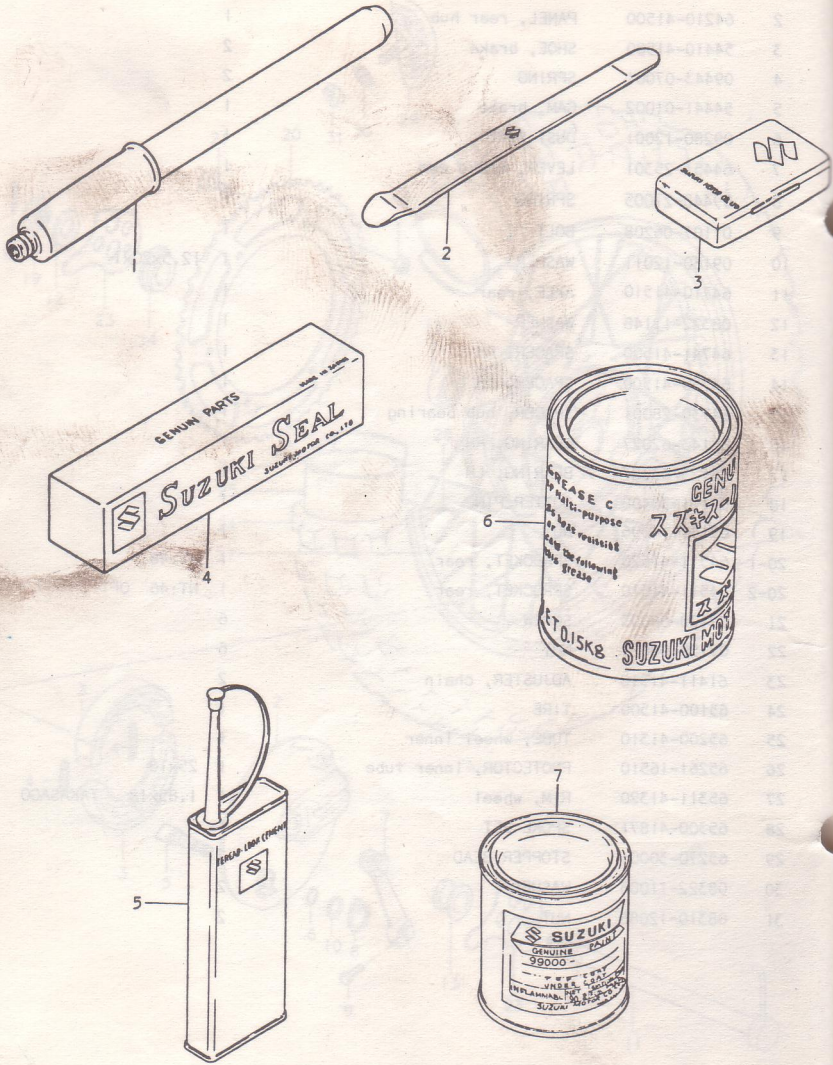
Ref.No.	Part No.	Description	Q'ty C	Remarks
1	64110-41320	DRUM, rear hub	1	
2	64210-38000	PANEL, rear hub	1	
3	54410-07002	SHOE, brake	2	
4	09443-07001	SPRING	2	
5	54441-01002	CAM, brake	1	
6	09280-12001	DUST SEAL	1	
7	64451-25301	LEVER, brake cam	1	
8	09448-27005	SPRING	1	
9	01107-06208	BOLT	1	
10	09160-12011	WASHER	1	12.5x20x1
11	64711-41500	AXLE, rear	1	
12	64730-28001	SPACER, hub bearing	1	
13	08143-62027	BEARING, RH	1	from 08123-63020
14	08123-63027	BEARING, LH	1	from 08143-62020
15	04111-30308	COTTER PIN	1	
16	64790-41500	SPACER, chain-adjuster LH	1	
17	09140-18005	NUT	1	
18-1	64511-41520	SPROCKET, rear	1	NT:48
18-2	64511-41510	SPROCKET, rear	1	NT:46 OPT
19	09120-08003	SCREW	6	
20	09159-08021	NUT	6	
21	61420-28003	ADJUSTER, chain LH	1	
22	61410-41500	ADJUSTER, chain RH	1	
23	09100-08146	BOLT	2	
24	08310-12088	NUT	2	
25	65100-41500	TIRE	1	
26	65200-41310	TUBE, wheel inner	1	
27	65261-16510	PROTECTOR, inner tube	1	25x18
28	65311-41320	RIM, wheel	1	1.85x18 TAKASAGO
29	65300-41871	SPOKE SET	1	
30	65270-30001	STOPPER BEAD	2	
31	08322-11088	WASHER	2	
32	08310-12088	NUT	2	

FIG. 33 REAR WHEEL (PE175N)



Ref.No.	Part No.	Description	Q'ty N	Remarks
1	64110-41320	DRUM, rear hub	1	
2	64210-41500	PANEL, rear hub	1	
3	54410-41500	SHOE, brake	2	
4	09443-07001	SPRING	2	
5	54441-01002	CAM, brake	1	
6	09280-12001	DUST SEAL	1	
7	64451-25301	LEVER, brake cam	1	
8	09448-27005	SPRING	1	
9	01107-06208	BOLT	1	
10	09160-12011	WASHER	1	12.5x20x1
11	64710-41510	AXLE, rear	1	
12	08322-11148	WASHER	1	
13	64741-41500	SPACER, RH	1	
14	64750-41500	SPACER, LH	1	
15	64730-28001	SPACER, hub bearing	1	
16	08143-62027	BEARING, RH	1	
17	08123-63027	BEARING, LH	1	
18	04111-30408	COTTER PIN	1	
19	09141-14006	NUT	1	
20-1	64511-41520	SPROCKET, rear	1	NT:48
20-2	64511-41510	SPROCKET, rear	1	NT:46 OPT
21	09120-08003	SCREW	6	
22	09159-08021	NUT	6	
23	61411-41510	ADJUSTER, chain	2	
24	65100-41500	TIRE	1	
25	65200-41310	TUBE, wheel inner	1	
26	65261-16510	PROTECTOR, inner tube	1	25x18
27	65311-41320	RIM, wheel	1	1.85x18 TAKASAGO
28	65300-41871	SPOKE SET	1	
29	65270-30001	STOPPER BEAD	2	
30	08322-11088	WASHER	2	
31	08310-12088	NUT	2	

FIG. 34 OPTIONAL



Ref.No.	Part No.	Description	Q'ty		Remarks
			C	N	
1	09821-00004	INFLATOR, air	1	1	
2	09825-00002	LEVER, tire	2	2	
3	09826-00001	TOOL SET, inner tube	1	1	
4	99000-33020	GASKET, liquid	1	1	
5	99000-32040	CEMENT, thread lock	1	1	
6	99000-25030	GREASE, super	1	1	
7-1	99000-10109-019	PAINT (BLACK)	1	1	}NET:90g
7-2	99000-10109-163	PAINT (PHILILINA YELLOW)	1	1	
8-1	99000-10105-019	PAINT (BLACK)	1	1	}NET:500g
8-2	99000-10105-163	PAINT (PHILILINA YELLOW)	1	1	
	11401-41820	GASKET SET	1	1	

SUZUKI PE175 for E2

FOREWORD

This parts catalogue contains the parts for exclusive use of the SUZUKI PE175C and PE175A of E2 spec. specially designed for special market.

Concerning parts unlisted in this parts catalogue, refer to the standard SUZUKI PE175 E1 parts catalogue.

Ref. No.	Part No.	Description	Quantity	Remarks
1	09432-00181	SPARK PLUG	1	NGK, B6DEY
2	35410-06410	CAP, spark plug	1	

FOR SPECIAL MARKET (E2)

SUZUKI PE175 for E2

FOREWORD

This parts catalogue contains the parts for exclusive use of the SUZUKI PE175C and PE175N of E2 spec. specially designed for special market.

Concerning parts unlisted in this parts catalogue, refer to the standard SUZUKI PE175 E1 parts catalogue.

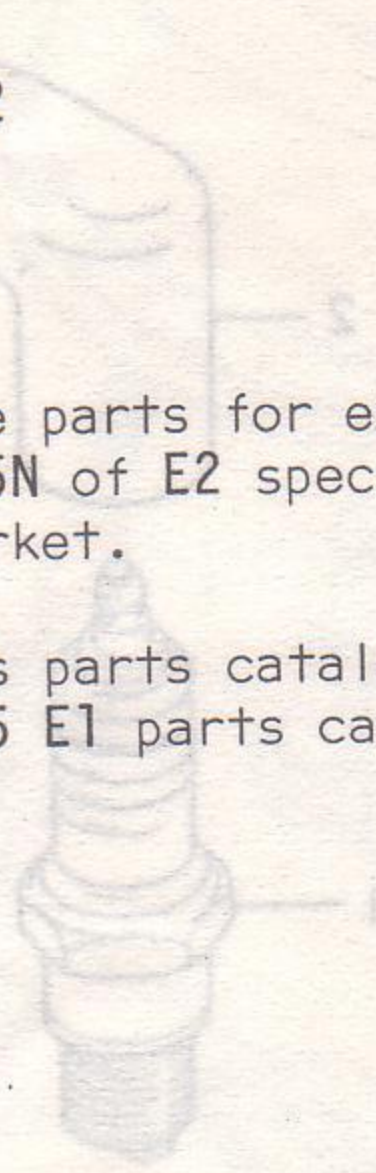
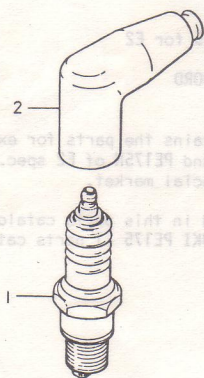
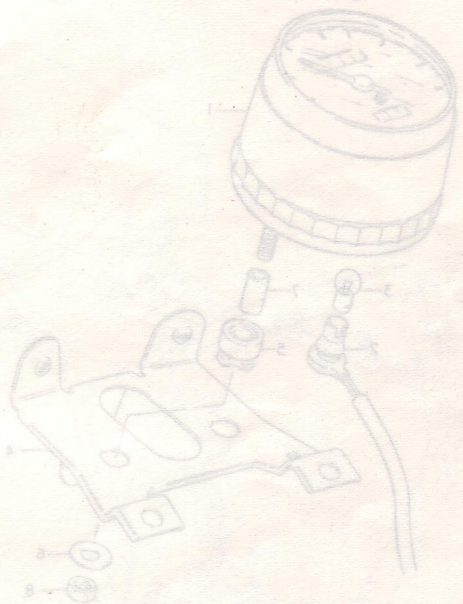


FIG.35 FOR SPECIAL MARKET (E2)



Ref.No.	Part No.	Description	Q'ty N	Remarks
1	09482-00181	SPARK PLUG ASSY	1	NGK, BR10EV
2	33510-04410	CAP, spark plug	1	
2	34170-41420	SOCKET	1	
3	09471-05001	BULB	1	1.7V
4	34951-41400	BRACKET	1	
5	34189-41400	CLIP/TION	2	
6	34973-10620	WASHER	2	
7	34972-10721	SPACER	2	
8	08310-1105P	NUT	2	



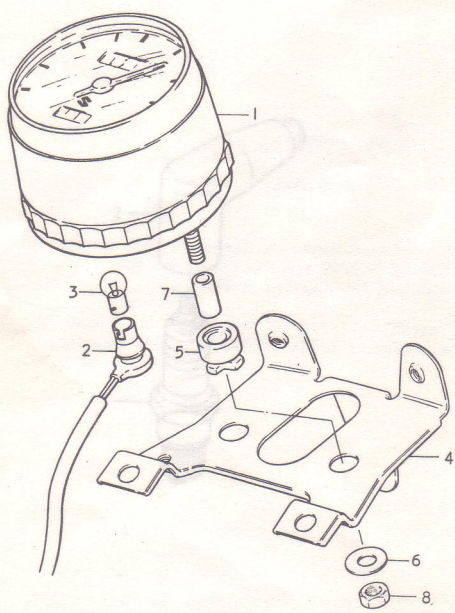
NGK, BR10EV

SPARK PLUG

09483-00181

CAP, spark plug

33210-04410



Ref.No.	Part No.	Description	Qty		Remarks
			C	N	
1	34100-41432	SPEEDOMETER ASSY	1	-	Kilo & Mile Scale
1	34101-41430	•SPEEDOMETER ASSY	1	-	
2	34170-41420	••SOCKET	1	-	
3	09471-06001	••BULB	1	-	6V, 1.7W
4	34951-41400	•BRACKET	1	-	
5	34189-41400	•CUSHION	2	-	
6	34973-18620	•WASHER	2	-	
7	34972-25721	•SPACER	2	-	
8	08310-11068	•NUT	2	-	

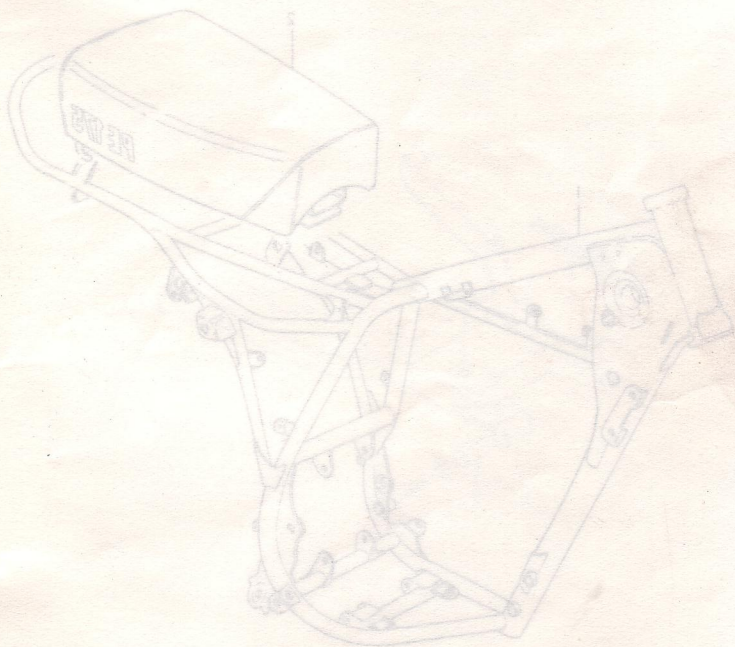


FIG.37 FOR SPECIAL MARKET (E2)

Ref.No.	Part No.	Description	Quantity	Remarks
1	24101-41430	SPEEDOMETER ASSY	1	
2	24170-41430	SOCKET	1	
3	09471-08001	BULB	1	GA. 1.7W
4	24921-41400	BRACKET	1	
5	24180-41400	CUSHION	2	
6	24973-18830	WASHER	2	
7	24973-25231	SPACER	2	
8	08210-11088	NUT	2	

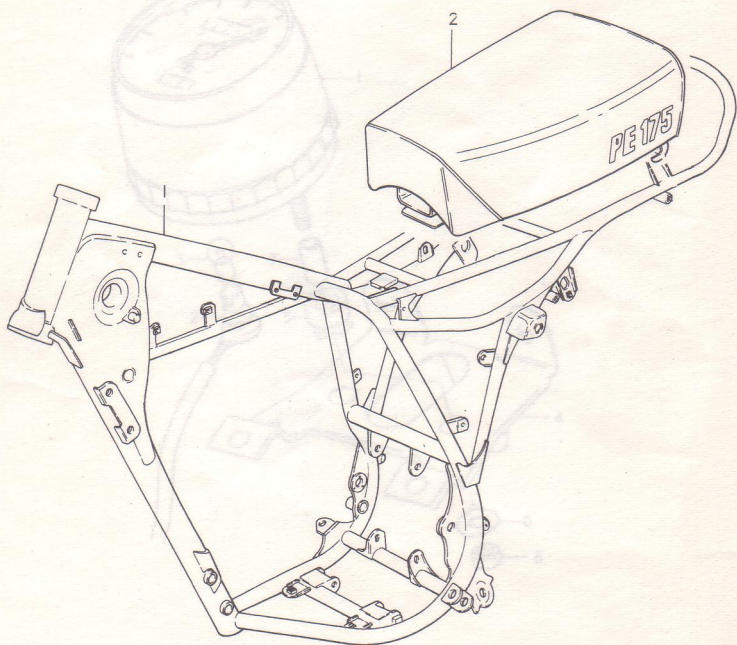


FIG. 137 FOR SPECIAL MARKET (25)

Ref.No.	Part No.	Description	Q'ty		Remarks
			C	N	
1	41100-41510-019	FRAME, center	1	1	
2	45100-41510-865	SEAT	1	1	
3	41100-10508	BOLT	2	2	
4	08321-21708	LOCK WASHER	2	2	
5	09521-10002	STOPPER, stand	1	1	
6	62310-97001	SPRING, center stand	1	1	

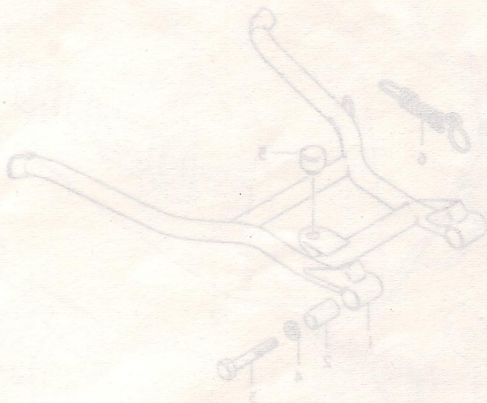
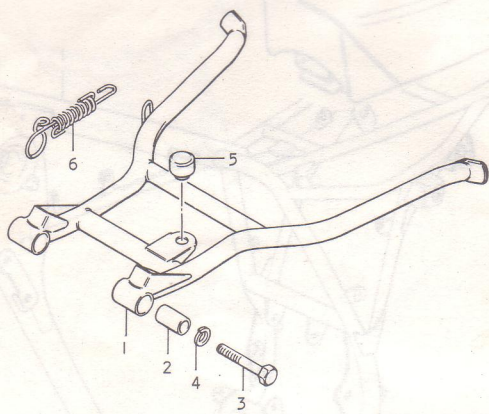


FIG.38 FOR SPECIAL MARKET (E2)

Remarks

Ref. No. Part. No.

1	41100-41210-019 FRAME
2	42100-41210-003 SEAT



Ref.No.	Part No.	Description	Q'ty		Remarks
			C	N	

1	42100-41400-163	STAND, center	1	1	
2	09180-10001-019	SPACER	2	2	
3	01107-10508	BOLT	2	2	
4	08321-21108	LOCK WASHER	2	2	
5	09321-10002	STOPPER, stand	1	1	
6	62310-97001	SPRING, center stand	1	1	
7	44543-41700	CUSHION	1	1	
8	09329-10007	CUSHION, front	2	2	
9	44540-40101	CUSHION, center	1	1	
10	44541-15201	CUSHION, rear	1	1	
11	09320-03301	RIVET	1	1	
12	09320-03302	BAND	1	1	
13	09320-03301	BAND	1	1	

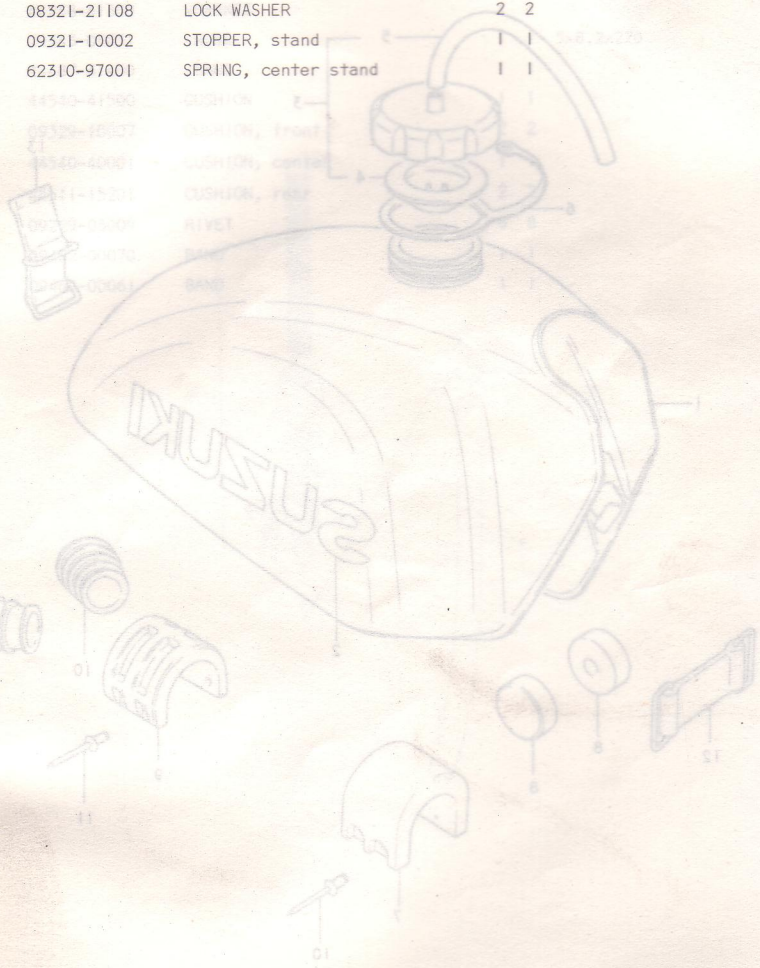
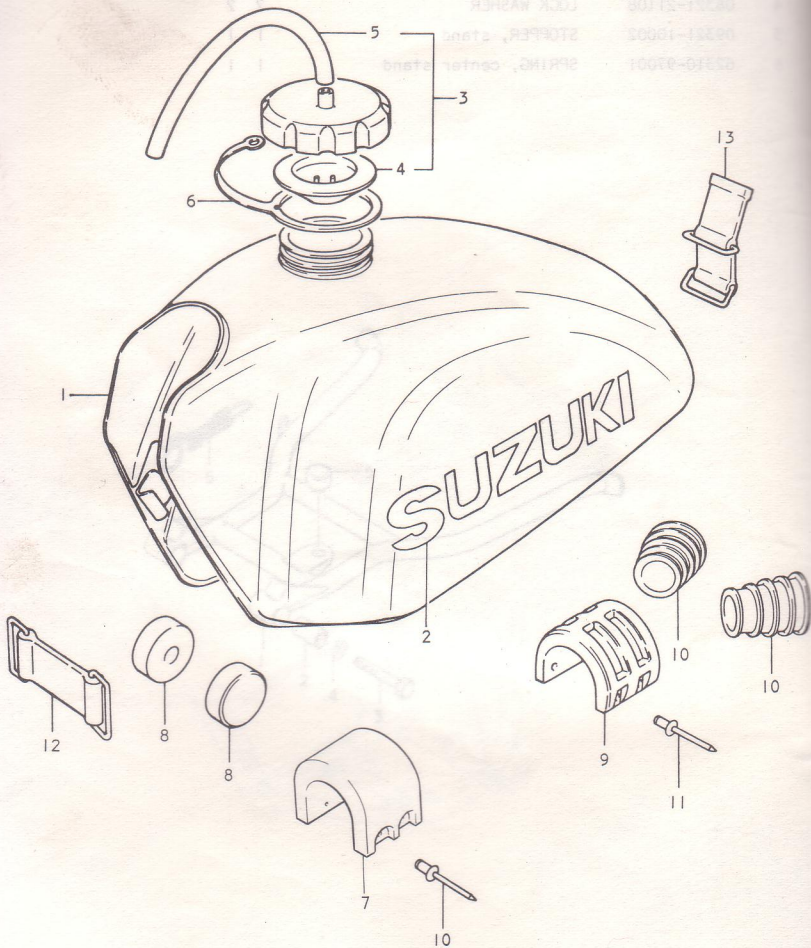


FIG. 39 FOR SPECIAL MARKET (E2)



Ref.No.	Part No.	Description	Q'ty		Remarks
			C	N	
1	44100-41500-163	FUEL TANK	1	1	
2	68111-41100-019	EMBLEM	2	2	
3	44200-41401-163	CAP ASSY, fuel tank	1	1	
4	44248-41300	GASKET	1	1	5x8.2x240
5	09343-05031	HOSE	1	1	5x8.2x220
6	44487-41400	BAND	1	1	
7	44540-41500	CUSHION	1	1	
8	09329-10007	CUSHION, front	2	2	
9	44540-40001	CUSHION, center	1	1	
10	44511-15201	CUSHION, rear	2	2	
11	09229-03009	RIVET	8	8	
12	09462-00070	BAND	1	1	
13	09462-00061	BAND	1	1	

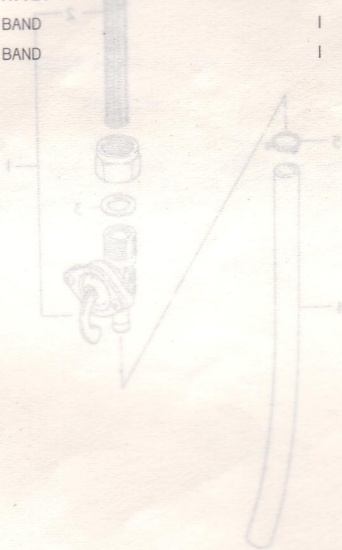
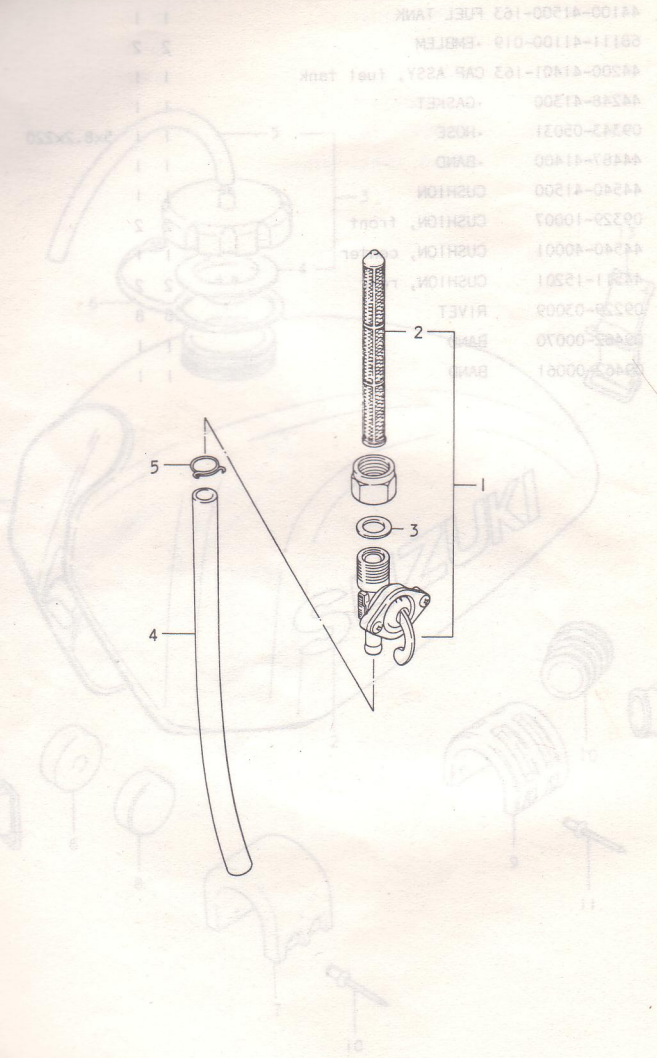


FIG.40 FOR SPECIAL MARKET (E2)



1	44100-41500-103	FUEL TANK
2	68111-41100-019	EMBLEM
3	44300-41401-103	CAP ASSY, fuel tank
4	44348-41300	GASKET
5	09343-02031	HOSE
6	44487-41400	BAND
7	44540-41500	CUSHION
8	09339-10007	CUSHION, front
9	44540-40001	CUSHION, center
10	44541-15201	CUSHION, rear
11	09339-02009	RIVET
12	09403-00070	BAND
13	09403-00061	BAND

Ref.No.	Part No.	Description	Q'ty		Remarks
			C	N	
1	44300-41550	COCK ASSY, fuel	1	1	
2	44330-19051	-FILTER	1	1	
3	44341-40050	-GASKET	1	1	
4	09343-05129	HOSE	1	1	5x8.2x240
5	09401-10401	CLIP	1	1	


SUZUKI PE175 for E24

FOREWORD

This parts catalogue contains the parts for exclusive use of the SUZUKI PE175C and PE175A of E24 spec. specially designed for special market.

Concerning parts not listed in this parts catalogue, refer to the standard SUZUKI PE175 E1 parts catalogue.

Ref. No.	Part No.	Description	QTY	UNIT
1	14141-41500	GASKET, cylinder head	1	EA
2	14139-41500	FLATE, exhaust pipe	1	EA
3	14303-41510	MUFFLER ASSY, 2nd	1	EA
4	14303-41520	MUFFLER ASSY, 2nd	1	EA
5	09280-59001	O-RING	1	EA
6	14850-30310	PIPE, clean out	1	EA
7	14649-41510	COVER, muffler tail	1	EA
8	09128-06013	WASHER	1	EA
9	06321-21060	WASHER	1	EA
10	06322-21060	WASHER	1	EA



FOR SPECIAL MARKET (E24)

SUZUKI PE175 for E24

FOREWORD

This parts catalogue contains the parts for exclusive use of the SUZUKI PE175C and PE175N of E24 spec. specially designed for special market.

Concerning parts unlisted in this parts catalogue, refer to the standard SUZUKI PE175 E1 parts catalogue.

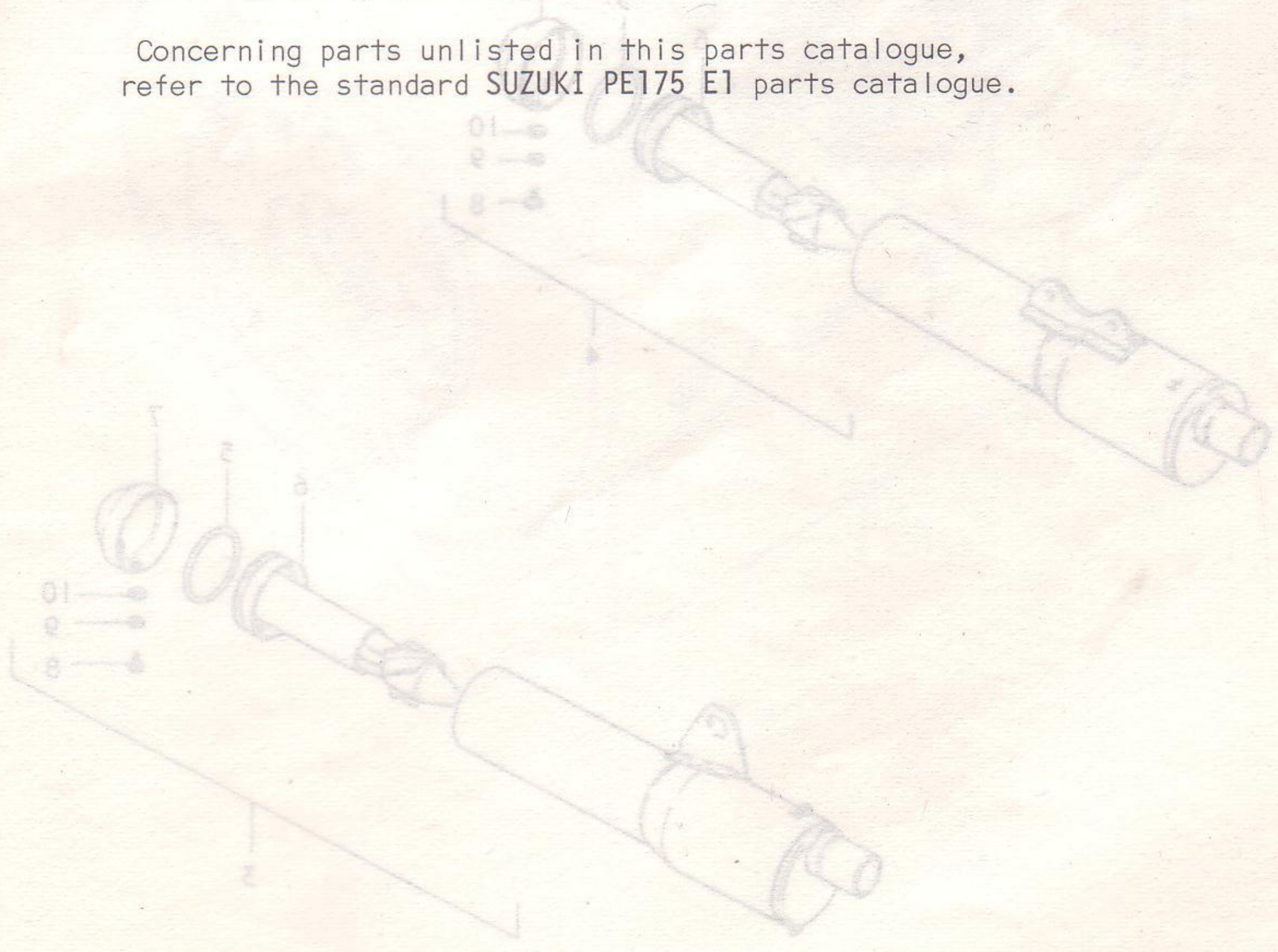
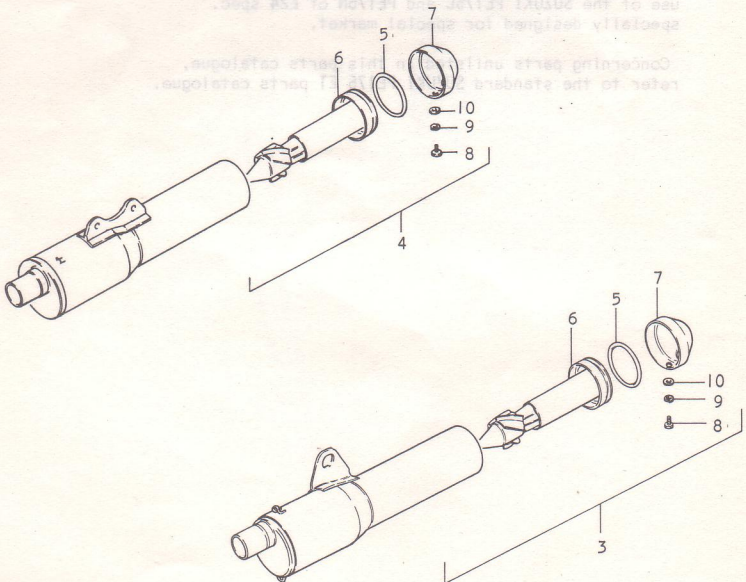
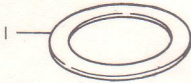


FIG.41 FOR SPECIAL MARKET (E24)



Ref.No.	Part No.	Description	Q'ty		Remarks
			C	N	
1	11141-41500	GASKET, cylinder head	-	1	
2	14159-41500	PLATE, exhaust pipe	1	1	
3	14303-41510	MUFFLER ASSY, 2nd	1	-	
4	14303-41530	MUFFLER ASSY, 2nd	-	1	
5	09280-55001	·O RING	1	1	
6	14850-30510	·TUBE, clean out	1	1	
7	14649-41510	·COVER, muffler tail	1	1	
8	09128-06013	·SCREW	1	1	
9	08321-21068	·LOCK WASHER	1	1	
10	08322-21068	·WASHER	1	1	

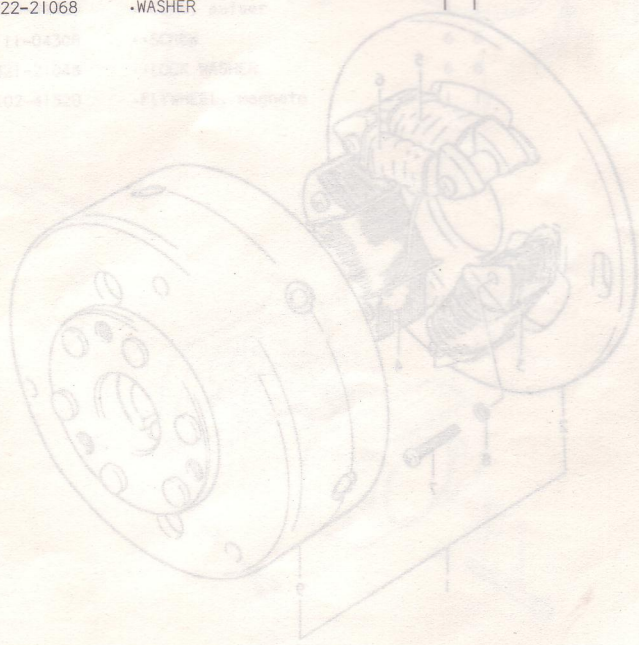
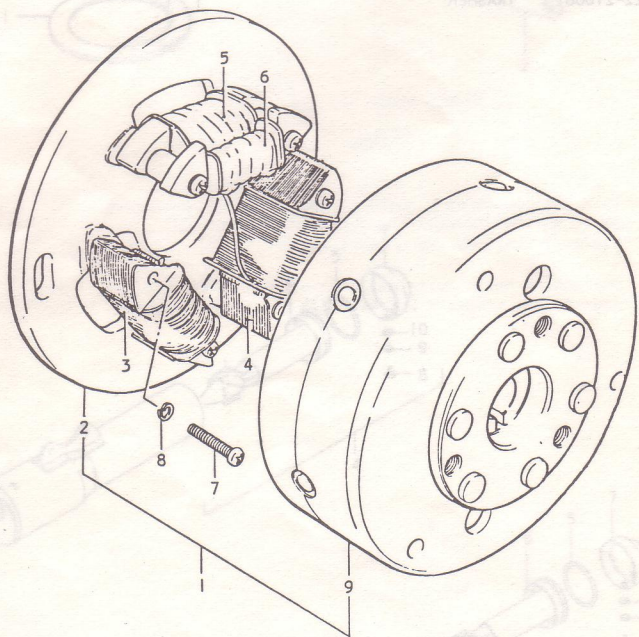


FIG.42 FOR SPECIAL MARKET (E24)

1	11141-41300	GASKET, cylinder head
2	14159-41300	PLATE, exhaust pipe
3	14303-41210	MUFFLER ASSY, 2nd
4	14303-41230	MUFFLER ASSY, 2nd
5	08280-23001	O-RING
6	14850-30210	TUBE, clean out
7	14849-41210	COVER, muffler tail
8	08128-08013	SCREW
9	08231-21088	LOCK WASHER
10	08323-21088	WASHER



Ref.No.	Part No.	Description	Q'ty		Remarks
			C	N	
1-1	32100-41520	MAGNETO	1	-	
1-2	32100-41521	MAGNETO	-	1	
2-1	32101-41520	·STATOR ASSY	1	-	
2-2	32101-41521	·STATOR ASSY	-	1	
3-1	32120-41520	··COIL, lighting No.1	1	-	
3-2	32120-41521	··COIL, lighting No.1	-	1	
4-1	32125-41420	··COIL, lighting No.2	1	-	
4-2	32125-41521	··COIL, lighting No.2	-	1	
5	32140-41420	··COIL, primary	1	1	
6	32150-41420	··COIL, pulser	1	1	
7	02111-04308	··SCREW	6	6	
8	08321-21048	··LOCK WASHER	6	6	
9	32102-41520	·FLYWHEEL, magneto	1	1	

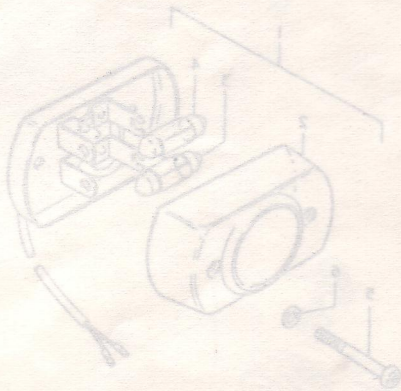
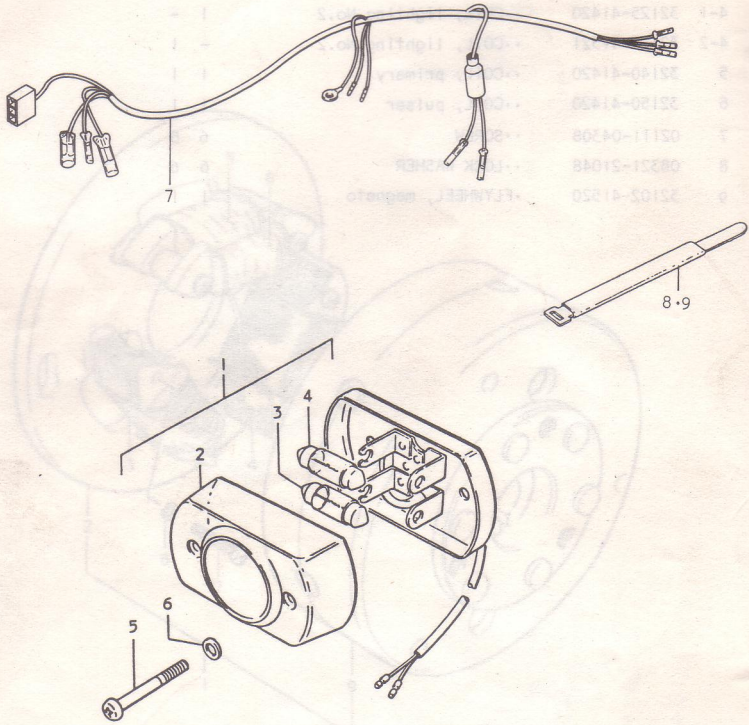


FIG.43 FOR SPECIAL MARKET (E24)



Ref.No.	Part No.	Description	Q'ty		Remarks
			C	N	
1	35710-41440	LAMP ASSY, rear combination	1	1	
2	35712-41410	·LENS	1	1	
3	09471-06012	·BULB	1	1	6V, 5W
4	09471-06007	·BULB	1	1	6V, 10W
5	35723-41430	·SCREW	2	2	
6	35727-03010	·WASHER	2	2	
7	36610-41410	WIRING HARNESS	1	1	
8	09407-11302	CLAMP	2	1	L:110
9	09407-12402	CLAMP	-	1	L:120

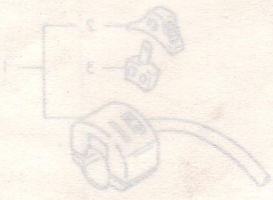
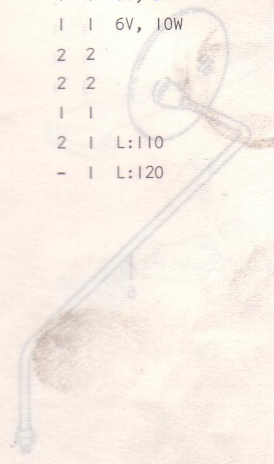
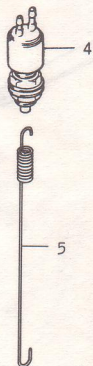
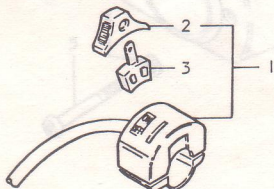
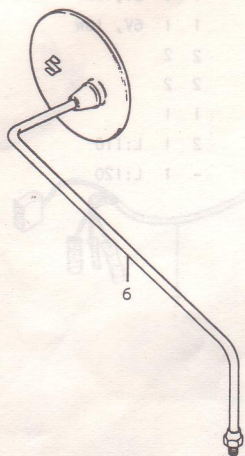


FIG.44 FOR SPECIAL MARKET (E24)

Remarks

Part No. Part No.



Part No.	Part No.	Remarks
1	32710-41840	LAMP ASSY, rear combination
2	32712-41410	LENS
3	09471-08012	BULB
4	09471-08007	BULB
5	32723-41430	SCREW
6	32721-02010	WASHER
7	30610-41410	CLIP, HORN
8	09403-12102	CLIP
9	09403-12102	CLIP

Ref.No.	Part No.	Description	Q'ty		Remarks
			C	N	

1	37250-41452	SWITCH ASSY, lighting	1	1	
2	57617-28602	•KNOB, lighting	1	1	
3	57680-28602	•BLOCK, lighting	1	1	
4	37610-53011	SWITCH ASSY, stop lamp	1	1	
5	09443-06030	SPRING, stop lamp switch	1	1	
6	56500-31601	MIRROR ASSY, rear view RH	1	1	

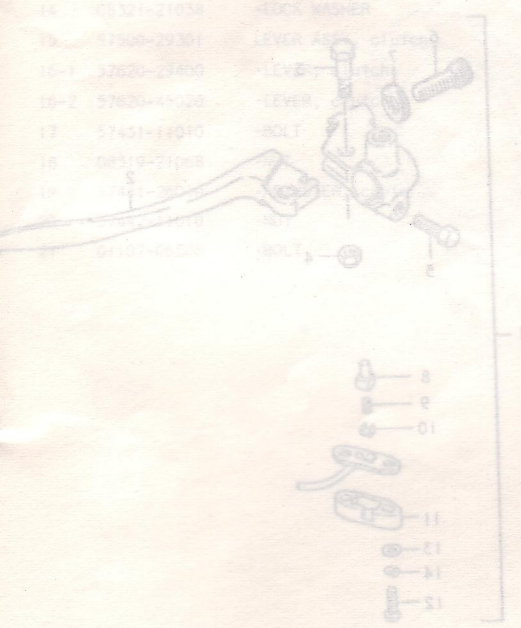
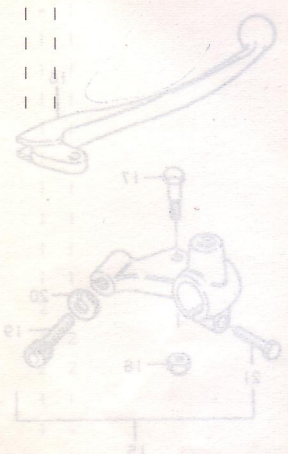
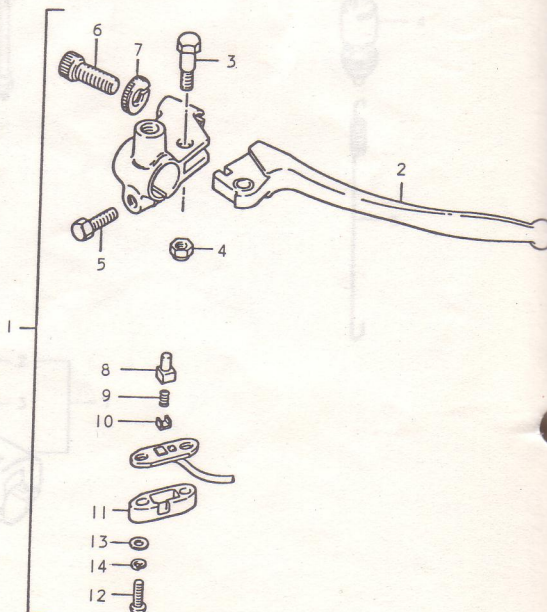
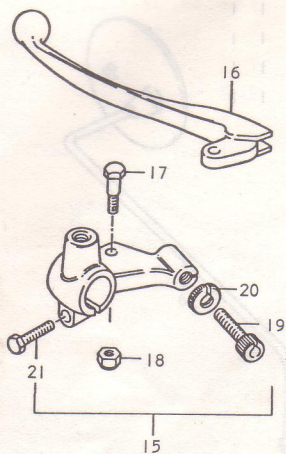


FIG.45 FOR SPECIAL MARKET (E24)




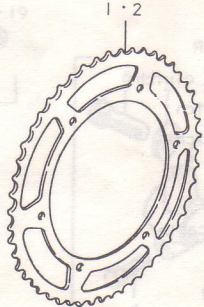

Ref. No.	Part No.	Description
1	37330-41952	SWITCH ASSY, lighting
2	37817-28602	ARM, lighting
3	37880-28602	BLOCK, lighting
4	37810-23011	SWITCH ASSY, stop lamp
5	09443-06030	SPRING, stop lamp switch
6	30200-31801	MIRROR ASSY, rear view RH

Ref.No.	Part No.	Description	Q'ty		Remarks
			C	N	
1	57300-30501	LEVER ASSY, brake	1	1	
2-1	57420-39600	•LEVER, brake	1	-	
2-2	57420-18602	•LEVER, brake	-	1	
3	57431-11010	•BOLT	1	1	
4	08319-21068	•NUT	1	1	
5	01107-06208	•BOLT	1	1	
6	57441-11010	•ADJUSTER, cable	1	1	
7	57442-11010	•NUT	1	1	
8	57461-18600	•HOLDER	1	1	
9	57462-18600	•SPRING	1	1	
10	57463-18600	•PLATE	1	1	
11	57481-33010	•COVER	1	1	
12	09125-03105	•SCREW	2	2	
13	08322-21038	•WASHER	2	2	
14	08321-21038	•LOCK WASHER	2	2	
15	57500-29301	LEVER ASSY, clutch	1	1	
16-1	57620-29400	•LEVER, clutch	1	-	
16-2	57620-45020	•LEVER, clutch	-	1	
17	57431-11010	•BOLT	1	1	
18	08319-21068	•NUT	1	1	
19	57441-26010	•ADJUSTER, cable	1	1	
20	57442-11010	•NUT	1	1	
21	01107-06208	•BOLT	1	1	

FIG.46 FOR SPECIAL MARKET (E24)

Part No. Part No.

1	27300-20001	LEVER ASSY, brake
2-1	27450-20000	LEVER, brake
2-2	27450-18002	LEVER, brake
3	27431-11010	BOLT
4	08319-21008	NUT
5	01103-00208	BOLT
6	27441-11010	ADJUSTER, cable
7	27442-11010	NUT
8	27481-18000	HOLDER
9	27462-18000	SPRING
10	27462-18000	PLATE
11	27481-23010	COVER
12	00122-02109	SCREW
13	08322-21038	WASHER
14	08321-21038	LOCK WASHER
15	27300-24301	LEVER ASSY
16-1	27620-20400	LEVER
16-2	27620-40200	LEVER, c
17	27431-11010	BOLT
18	08319-21008	NUT
19	27441-20010	ADJUSTER
20	27442-11010	NUT
21	01103-00208	BOLT



Ref.No.	Part No.	Description	Q'ty		Remarks
			C	N	
1	64511-41510	SPROCKET, rear	1	1	NT:46
2	64511-41520	SPROCKET, rear	1	1	NT:48 OPT

PARTS NUMBER INDEX

Part No.	Page-Ref. No. (Address No.)	Part No.	Page-Ref. No. (Address No.)	Part No.	Page-Ref. No. (Address No.)
----------	--------------------------------	----------	--------------------------------	----------	--------------------------------

I 0000

11111-41501	1-01	13249-41310	6-07	13661-16600	5-24
11141-41500	1-02-1	13251-30110	5-15		6-24
	41-01		6-01	13681-16601	5-26
11141-41510	1-02-2	13252-16600	5-05	13681-41510	6-26
11210-41500	1-11-1	13252-32010	6-02	13683-32410	6-31
11210-41501	1-11-2	13254-01010	5-06	13683-41740	5-18
11241-41500	1-12		6-03	13693-16600	6-04
11251-39110	1-17	13259-41310	5-14	13700-41500	7-09-1
11251-41510	1-15		6-14	13700-41501	7-09-2
11251-41520	1-16	13266-40200	6-23	13731-41310	7-13
11252-25000	1-07	13267-41500	5-19	13750-41500	7-14
11300-41871	2-01	13267-41640	6-35	13751-41501	7-15
11341-41300	3-01	13268-31011	5-22	13771-41310	7-12
11351-41401	3-08		6-34	13780-41310	7-10
11361-41400	3-11	13269-41640	5-27	13781-41310	7-11
11401-41820	34-0	13269-41640	6-30	13881-41301	7-06
11481-41500	2-02	13271-96110	5-29	14159-41500	41-02
11482-41300	3-02		6-29	14170-16300	8-02
11483-41101	3-09	13278-45010	5-28	14181-16300	8-01
11910-41500	19-02		6-27	14303-41500	8-20
11920-41500	19-09	13291-34010	5-21	14303-41510	41-03
12110-41502	4-01-1		6-33	14303-41520	8-21
12110-41502-025	4-01-2	13291-41640	5-30	14303-41530	41-04
12110-41502-050	4-01-3		6-28	14310-41501	8-05-1
12140-41500	4-02-1	13294-30010	5-20	14310-41510	8-05-2
12140-41500-025	4-02-2	13294-30010	6-32	14649-41500	8-24
12140-41500-050	4-02-3	13331-16510	5-04	14649-41510	41-07
12151-18000	4-03		6-10	14770-40000	8-08
12161-41500	4-07	13370-40010	6-12	14770-41400	8-33
12200-41500	4-06-1	13370-41500	5-32	14771-41500	8-06
12200-41501	4-06-2	13383-41500	5-10	14850-30510	8-22
12211-41500	4-09	13383-41510	6-17		41-06
12221-41500	4-11	13392-16600	5-07		
12261-41500	4-12-1		6-13		
12261-41501	4-12-2	13394-10010	5-09		
12521-29102	2-22	13394-10010	6-18		
13110-41301	7-03-1	13398-34010	6-19		
13110-41500	7-03-2	13551-16611	5-13		
13150-41310	1-18	13551-41510	6-16		
13156-41100	1-19	13573-16600	5-23		
13200-41500	5-0	13573-41610	6-22	21111-41500	4-18
13200-41510	6-0	13577-03010	5-25	21200-41500	9-01
13247-32210	5-11		6-25	21410-41301	9-04
	6-08	13581-16600	5-08	21441-28300	9-08
13249-41310	5-12	13629-40200	6-21	21451-28000	9-09-1

20000

Part No.	Page-Ref. No. (Address No.)	Part No.	Page-Ref. No. (Address No.)	Part No.	Page-Ref. No. (Address No.)
21451-41700	9-09-2	27511-41500	10-29-1	34101-41400	15-01-1
21460-28000	9-10	27511-41510	10-29-2	34101-41430	15-01-2
23165-28300	9-13	27600-40100	10-34-1		36-01
23261-41301	9-16	27600-41530	10-34-2	34124-32610	16-05
23271-46000	9-20	27620-40000	10-35-1	34125-32610	16-06
24120-41502	10-01	27620-41530	10-35-2	34126-41410	16-07
24121-41500	10-02	27641-41500	10-36	34170-41420	15-02
24131-41300	10-08-1				36-02
24131-41301	10-08-2			34189-41400	15-05-2
24221-41500	10-03				36-05
24231-41500	10-04			34720-41411	16-0
24251-41300	10-05			34721-41411	16-01
24260-41502	10-06			34725-41411	16-02
24311-41500	10-09			34726-41410	16-03
24321-41500	10-10			34727-41410	16-04
24331-41500	10-11	32100-41421	13-01-1	34910-41500	15-09-1
24341-41303	10-12	32100-41422	13-01-2		16-10
24351-41301	10-13	32100-41520	42-01-1	34910-41501	15-09-2
24361-41501	10-14	32100-41521	42-01-2	34951-41400	15-04
24741-41300	10-24	32101-41421	13-02		36-04
25211-41300	11-01	32101-41520	42-02-1	34955-16420	15-05-1
25221-41301	11-02	32101-41521	42-02-2	34972-25721	15-07
25310-41300	11-05	32102-41420	13-08-1		36-07
25322-11000	11-06	32102-41422	13-08-2	34973-18620	15-06
25323-11000	11-07	32102-41520	42-09		36-06
25324-11000	11-08	32120-41420	13-03-2	35100-41500	17-01
25331-11001	11-11	32120-41421	13-03-1	35111-41500	17-05
25341-40001	11-13	32120-41520	42-03-1	35123-41500	17-04
25351-11000	11-15	32120-41521	42-03-2	35124-41500	17-02
25352-11000	11-16	32125-41420	42-04-1	35125-43020	17-03
25411-16400	11-03	32125-41521	42-04-2	35128-43020	17-08
25421-40000	11-04	32140-41420	13-04	35171-41500	17-06
25510-41101	11-19		42-05	35710-41430	18-01
25610-41301	11-25	32150-41420	13-05	35710-41440	43-01
25671-01000	11-23		42-06	35712-41410	18-02
26211-41300	12-01	32900-41420	14-01-1	35712-41410	43-02
26221-41100	12-02	32900-41421	14-01-2	35723-41430	18-04
26231-30000	12-05-1	33410-41320	14-05		43-05
26231-30001	12-05-2	33510-04410	35-02	35727-03010	18-05
26232-30000	12-08	33510-41111	1-09		43-06
26233-30000	12-09	34100-41401	15-0	35793-41400	18-08
26240-41300	12-12	34100-41402	15-0	36610-41404	14-10
26260-41500	10-27	34100-41431	15-0	36610-41410	43-07
26300-41101	12-16	34100-41432	15-0	36851-27640	14-09
26341-41100	12-18		36-0	37250-41452	44-01

Part No.	Page-Ref. No. (Address No.)	Part No.	Page-Ref. No. (Address No.)	Part No.	Page-Ref. No. (Address No.)
37420-41451	29-20-1	45100-41501-865	19-10-2	54110-41301	27-01
37420-41453	29-20-2	45100-41510-865	37-02	54112-41301	27-02
37610-53011	44-04	45299-41000	19-15	54151-30500	27-04
37820-04430	14-08	47111-41300-163	24-03	54210-41501	27-07-1
		47211-41301-163	24-04	54210-41502	27-07-2
				54410-07002	27-08-1
					32-03
				54410-41500	27-08-2
					33-03
				54441-01002	32-05
40000		50000			
41100-41500-019	19-01	51100-41500	25-0	54441-01002	33-05
41100-41510-019	37-01	51110-41500	25-08-1	54441-41300	27-10
41991-41300	2-08	51110-41501	25-08-2	54451-41500	27-13
42100-41400	20-10	51117-16310	25-15	54611-41500	27-15
	38-01	51130-41501	25-01	54621-41500	27-16
42310-41500	20-01	51140-41501	25-02	54632-01001	27-17
43110-41301	21-01-1	51146-41500	25-07	54661-29300	27-19
43110-41500	21-01-2	51147-16510	25-10	54710-41510	27-24-2
43550-29300	20-05	51148-41310	25-11	54711-41500	27-24-1
43560-29300	20-06	51149-41211	25-06	54741-41100	27-26
44100-41410-163	22-01-1	51153-41211	25-03	55100-41500	27-32
44100-41411-163	22-01-2	51156-41211	25-04	55200-16510	27-33
44100-41500-163	39-01	51171-41420	25-14	55261-16510	27-34
44200-41110	22-03	51173-41500	25-05	55300-41840	27-36
44200-41401-163	39-03	51183-03010	25-13	55311-41320	27-35
44248-41300	22-04	51189-32400	25-17	56110-41311	28-01-1
	39-04	51195-41210	25-09	56110-41500	28-01-2
44300-41370	23-01	51311-41500	25-25	56211-27100	25-28
44300-41550	40-01	51351-30520	25-16	56500-31601	44-06
44300-41810	23-05	51351-41310	25-26	57100-41500	29-01-1
44330-19051	40-02	51356-41310	25-27	57100-41501	29-01-2
44341-40050	40-03	51410-41500	25-23	57110-41500	29-02
44343-41370	23-04	51452-48120	25-37	57182-41500	29-04
44353-41370	23-03	51571-41211	25-18	57211-41110	29-05
44357-41370	23-02	51572-41500	25-22	57300-30501	45-01
44487-41300	22-06	51573-41410	25-21	57300-32500	29-06
44487-41400	39-06	51575-41410	25-19	57341-40001	29-23
44511-15201	39-10	51611-33002	28-19	57420-18602	45-02-2
44520-41400	22-11	51621-30001	28-20	57420-29400	29-07
44531-41401	22-12	51621-33001	25-24	57420-39600	45-02-1
44540-40001	39-09	51631-28000	28-18	57431-11010	29-08
44540-41500	39-07	51643-41500	28-22		29-15
44541-41300	22-08	51644-41500	28-23		45-03
44560-41300	22-09	51811-41500-163	17-12		45-17
45100-41500-865	19-10-1	53111-41300-163	26-01	57441-11010	29-10

Part No.	Page-Ref. No. (Address No.)	Part No.	Page-Ref. No. (Address No.)	Part No.	Page-Ref. No. (Address No.)
----------	--------------------------------	----------	--------------------------------	----------	--------------------------------

60000

57441-11010	45-06	61101-41831-019	30-01	64311-41500	30-38
57441-26010	29-17	61101-41850-019	31-01	64333-41500	30-43
	45-19	61211-41301	30-05	64451-25301	32-07
57442-11010	29-11	61211-41510	31-05		33-07
	29-18	61251-41300	30-06	64511-41510	32-18-2
57442-11010	45-07	61251-41300	31-06	64511-41510	33-20-2
	45-20	61262-41500	30-11		46-01
57461-18600	45-08		31-11	64511-41520	32-18-1
57462-18600	45-09	61273-41310	30-10		33-20-1
57463-18600	45-10		31-10		46-02
57481-33010	45-11	61282-41300	30-03	64710-41510	33-11
57500-29301	45-15		31-03	64711-41500	32-11
57500-29401	29-13	61345-41100	30-18	64730-28001	32-12
57617-28602	29-21		31-18		33-15
	44-02	61345-41501	30-19	64741-41500	33-13
57620-29400	29-14-1	61345-41501	31-19	64750-41500	33-14
	45-16-1	61350-41301	30-12	64790-41500	32-16
57620-45020	29-14-2		31-12	65100-41500	32-25
	45-16-2	61352-41301	30-17		33-24
57680-28602	29-22		31-17	65200-41310	32-26
57680-28602	44-03	61390-41510	31-27	65200-41310	33-25
58110-41500	28-02	61391-41500	30-27	65261-16510	32-27
58210-41501	28-10	61410-41500	32-22		33-26
58300-41501	28-06-1	61411-41510	33-23	65270-30001	27-37
58300-41502	28-06-2	61420-28003	32-21		32-30
58300-41510	28-06-3	62100-41500	30-29	65270-30001	33-29
58321-41400	28-07		31-31	65300-41871	32-29
58510-41500	21-06	62191-41650	30-34		33-28
58621-29301	1-21		31-36	65311-41320	32-28
58621-41220	25-34	62211-41500	30-30		33-27
58621-41500	25-35	62211-41500	31-32	68111-41100-019	39-02
58622-41300	21-12	62212-41500	30-31	68111-41110-019	22-02
58627-41220	25-36		31-33		
58634-41300	28-13	62221-41650	30-33		
58635-41400	28-11		31-35		
58642-41300	19-19	62225-40600	30-32		
	21-13		31-34		
	28-08	62310-97001	20-14		
58645-41500	21-07		38-06		
58661-41400	28-05	63111-41501-163	26-05-1	90000	
		63111-41502-163	26-05-2	94911-41500	24-01
		64110-41320	32-01	96410-41401	19-17
			33-01	96421-41400	19-18
		64210-38000	32-02	99000-10105-019	34-08-1
		64210-41500	33-02	99000-10105-163	34-08-2

00003

99000-10109-019	34-07-1	01517-08128	30-28	04111-20158	28-04
99000-10109-163	34-07-2	01517-08168	31-28		28-16
99000-25030	34-06	01517-08508	31-30	04111-20208	30-41
99000-32040	34-05	01517-08708	2-09	04111-25208	20-08
99000-33020	34-04		2-17	04111-30308	27-29
		01517-08758	2-10	04111-30308	32-15
		02111-04067	5-31	04111-30408	33-18
		02111-04087	25-12	04211-09129	2-03
00000		02111-04308	13-06	06111-08003	28-21
			42-07	08113-60020	10-19
01107-06108	9-21	02112-03068	6-20	08113-62020	10-20
01107-06128	21-14	02112-04128	17-09	08113-62040	10-18
	30-13	02112-04168	25-20	08123-62010	27-31-1
	31-13	02112-05168	5-16	08123-62017	27-31-2
01107-06168	7-16		6-06	08123-63027	32-14
		02112-05208	7-05	08123-63027	33-17
01107-06168	8-35		14-06	08143-62010	27-30-1
	12-11	02112-05258	29-03	08143-62017	27-30-2
	26-02	02112-06108	25-38	08143-62027	32-13
	26-06		28-14		33-16
	27-05				
01107-06208	14-04	02112-06128	2-23	08211-12281	30-07
	26-07		10-25		31-07
	32-09	02112-06168	13-12	08211-15241	10-15
	33-09		23-06	08211-17342	9-07
	45-05	02112-06208	1-20		12-07
01107-06208	45-21	02112-06208	8-03	08211-20323	9-03
01107-06258	22-13		29-12	08211-22281	12-13
	27-14		29-19	08212-10241	9-15
01107-06358	30-25	02112-06258	3-04	08212-22401	4-17
	31-25	02112-06307	3-05	08310-11048	16-08
01107-08168	19-11	02112-06358	2-04	08310-11068	15-08
01107-08208	7-01	02112-06458	2-05		21-04
	19-03		3-06		36-08
01107-08308	8-28	02112-06557	2-06	08310-12088	8-13
01107-08358	8-10		3-10		25-33
01107-08358	25-29	02112-06658	2-07	08310-12088	27-38
01107-08458	8-38	02122-06128	2-24		32-24
01107-08558	25-31		10-26		32-32
01107-08608	22-18		11-12		33-31
01107-10508	20-12		11-14	08310-22108	20-04
01107-10508	38-03	02122-06168	27-03	08310-22108	30-40
01421-08258	1-13	02142-05107	17-13	08314-41128	27-28
01517-06258	10-38	02142-06108	24-02	08316-16088	1-05
01517-06308	3-13	02142-06127	24-05		1-14
01517-06458	3-12	04111-20158	21-09	08319-21068	29-09

Part No.	Page-Ref. No. (Address No.)	Part No.	Page-Ref. No. (Address No.)	Part No.	Page-Ref. No. (Address No.)
08319-21068	29-16 30-21 31-21 45-04 45-18	08322-11088	2-20 8-12 27-39 32-31 33-30	09108-08018	1-06 30-42 32-19 33-21 45-12
08319-21128	30-08 31-08	08322-11108	2-14 30-36 31-38	09125-06029	22-10 8-25
08319-31088	2-11			09128-06013	41-08
08321-21038	45-14	08322-11128	27-27	09134-03101	27-23
08321-21048	13-07		30-09	09135-06009	9-18
08321-21048	16-09 17-11 42-08	08322-11128	31-09	09140-08005	1-03
08321-21058	5-17 6-05	08322-11148	33-12	09140-10003	13-09
		08322-11168	30-26	09140-14002	9-05
08321-21058	14-07	08322-21038	31-26 45-13	09140-16002	4-19
08321-21068	7-17 8-04 8-26 8-37	08322-21048	17-10	09140-16013	10-31
		08322-21068	7-18 8-27 8-36 9-19	09140-18005	32-17
				09141-14006	33-19
				09144-06005	21-11
				09159-08020	2-18
				09159-08021	32-20
08321-21068	14-03 21-15 22-14 23-07 25-39	08322-21068	13-13 21-16 25-40 41-10	09159-08021	33-22
		08322-21088	1-04	09159-10018	2-19
				09160-05001	27-18
				09160-06004	22-15
					26-11
08321-21068	26-04 26-08 27-06 30-14 31-14	08322-21088	19-13 22-20 25-32	09160-06007	26-09 30-15 31-15
		08322-21108	13-11	09160-06019	14-02
		08331-11189	27-21	09160-08002	8-17
08321-21068	41-09	08331-31159	10-28	09160-08002	8-29
08321-21088	7-02 8-11 8-16 8-32	08332-11098	21-02		8-34
		08341-31049	13-14	09160-08028	19-06
		08351-31008	30-04 31-04	09160-08032	19-05
				09160-08035	8-09
08321-21088	8-39 19-04 19-12 22-19 25-30	09100-06055	21-03	09160-10013	30-39
		09100-06091	11-26	09160-10028	30-44
		09100-08083	8-15	09160-12011	27-12
		09100-08134	12-17		32-10
		09100-08146	32-23		33-10
08321-21108	13-10 20-13 30-37 31-39 38-04	09100-10009	2-12	09160-18002	27-20
		09100-10067	20-03	09160-22010	4-08
		09100-10096	30-35	09161-13001	8-14
			31-37	09161-14006	30-46
		09103-08009	2-16	09162-08005	11-24

Part No.	Page-Ref. No. (Address No.)	Part No.	Page-Ref. No. (Address No.)	Part No.	Page-Ref. No. (Address No.)
09164-16002	4-20	09263-16005	4-05	09381-16001	4-04
09167-20011	10-17	09263-17011	30-02	09401-08401	23-09
09167-20012	10-32		31-02	09401-10401	40-05
09168-14004	11-17	09263-20023	9-02	09402-50306	7-04
09169-06003	12-10	09263-22006	4-10	09402-66306	7-07
09169-10011	2-13	09280-12001	27-11	09402-84306	7-08
09169-10012	2-15		32-06	09404-06401	28-12
09169-14002	9-06		33-06	09404-06402	13-16
09180-06002	26-13	09280-20001	10-33	09407-09402	1-10
09180-06032	26-10	09280-55001	8-23	09407-11302	13-15
09180-06048	24-06	09280-55001	41-05	09407-11302	14-11-2
	26-03	09283-25035	10-22		43-08
09180-06067	30-23	09283-25066	4-16	09407-12402	28-17
	31-23	09284-10002	9-17		43-09
09180-06069	10-37	09284-10004	30-22	09407-18301	14-11-1
09180-06075	30-24	09284-10004	31-22	09407-18301	28-09
	31-24	09285-12002	11-22	09408-00012	14-12
09180-06076	22-16	09285-16003	12-15	09440-04003	11-10
09180-08030	19-07	09285-43001	27-22	09440-05007	11-18
09180-08076	8-19	09289-30003	4-15	09440-32002	12-06
09180-08076	8-30	09306-04002	18-06	09443-06030	44-05
09180-08085	31-29	09308-08001	18-09	09443-07001	27-09
09180-10001	20-11	09320-08001	18-07		32-04
	38-02	09320-08007	26-12		33-04
09180-10026	30-45	09320-11008	22-17	09443-11002	8-07
09180-12041	27-25	09320-12011	19-08	09443-12018	9-11
09180-20039	10-30	09320-13001	11-20	09443-12019	21-05
09180-22007	4-21	09320-14009	8-18	09443-17007	20-02
09200-06004	21-08		8-31	09444-26013	11-21
	28-15	09321-10002	20-15	09448-15004	20-09
09200-06013	28-03	09321-10002	38-05	09448-25003	30-16
09200-10008	20-07	09329-10001	19-14		31-16
09206-13001	3-03	09329-10007	39-08	09448-27005	32-08
09209-11002	21-10	09329-10011	22-07		33-08
09229-03009	39-11	09343-04010	7-19	09448-45008	12-04
09259-20003	3-07	09343-05031	22-05	09462-00061	39-13
09261-02001	9-12		39-05	09462-00070	39-12
09261-05003	11-09	09343-05037	2-21	09471-06001	15-03
09262-20043	10-21	09343-05129	40-04		36-03
09262-22012	4-13	09343-05135	23-08-1	09471-06007	43-04
09262-25048	4-14	09343-05137	23-08-2	09471-06012	18-03
09263-10002	9-14	09380-17001	12-03		43-03
09263-10007	30-20	09380-20007	10-07	09471-06022	17-07
	31-20		10-16	09482-00097	1-08-1
09263-15013	10-23	09380-22006	12-14	09482-00099	1-08-3

Part No. Page-Ref. No.
(Address No.)

Part No. Page-Ref. No.
(Address No.)

Part No. Page-Ref. No.
(Address No.)

09482-00179	1-08-2
09482-00180	1-08-4
09482-00181	35-01
09491-32002	5-33-1
09491-34002	5-33-2
09491-36003	5-33-3
09491-38003	5-03
	6-36-1
09491-40004	5-33-4
	6-36-2
09491-42001	5-33-5
	6-36-3
09491-44001	6-09
09491-46001	6-36-4
09491-48001	6-36-5
09492-25003	5-01
	6-11
09494-00176	5-02
09494-00247	6-15
09817-00021	19-16-1
09817-00030	19-16-2
09821-00004	34-01
09825-00002	34-02
09826-00001	34-03



SUZUKI MOTOR CO., LTD.

Head Office : Hamamatsu - Nishi, P.O.Box 1,
432-91 Hamamatsu, Japan

SUZUKI PE175N PARTS CATALOGUE

1st Edition
Printed in Dec., 1978
Published in Dec., 1978
Editor : SUZUKI MOTOR Co., LTD.
Export parts section